

Acquisition Overview

Jan 1, 2018 - Jun 30, 2018

All Users
100.00% Users

Primary Dimension:

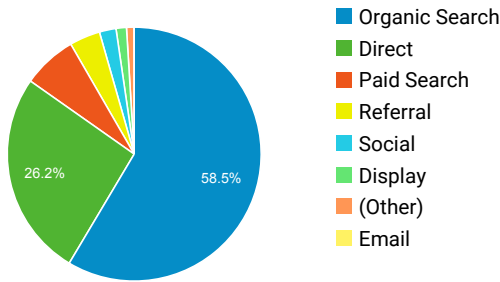
Conversion:

Default Channel Grouping

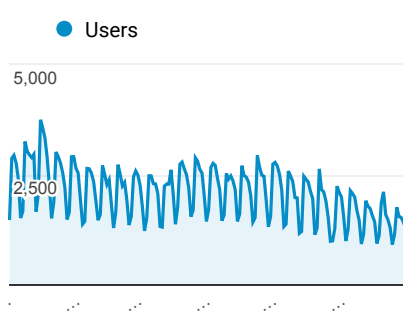
Goal 4: Apply Click

Edit Channel Grouping

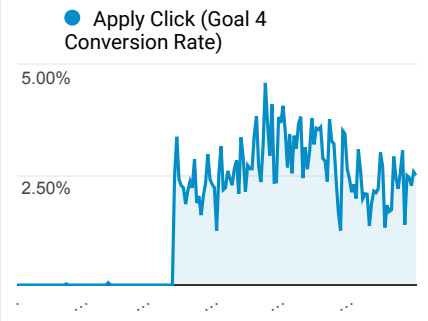
Top Channels



Users



Conversions



	Acquisition			Behavior			Conversions		
	Users	New Users	Sessions	Bounce Rate	Pages / Session	Avg. Session Duration	Goal 4 Conversion Rate	Goal 4 Completion	Goal 4 Value
	218,691	194,244	445,424	53.00%	2.77	00:03:02	1.53%	6,802	\$501,642.00
1 Organic Search	134,396			46.44%			1.81%		
2 Direct	60,158			64.21%			0.95%		
3 Paid Search	15,857			56.91%			2.31%		
4 Referral	8,981			54.12%			0.90%		
5 Social	4,873			68.93%			0.54%		
6 Display	3,042			91.84%			0.29%		
7 (Other)	2,160			92.30%			0.89%		
8 Email	76			60.36%			0.73%		

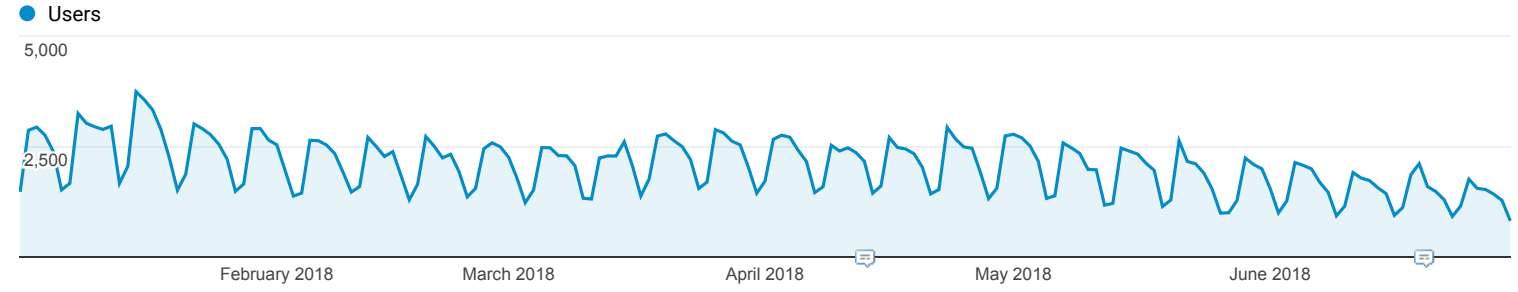
To see all 8 Channels click [here](#).

Audience Overview

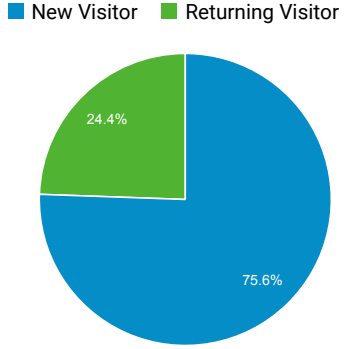
All Users
100.00% Users

Jan 1, 2018 - Jun 30, 2018

Overview



Users 218,691	New Users 194,244	Sessions 445,424
Number of Sessions per User 2.04	Pageviews 1,235,610	Pages / Session 2.77
Avg. Session Duration 00:03:02	Bounce Rate 53.00%	



Language	Users	% Users
1. en-us	211,476	96.63%
2. en-gb	1,200	0.55%
3. es-xl	709	0.32%
4. es-419	645	0.29%
5. es-us	497	0.23%
6. es-es	445	0.20%
7. zh-cn	323	0.15%
8. es	282	0.13%
9. en	275	0.13%
10. en-ca	259	0.12%

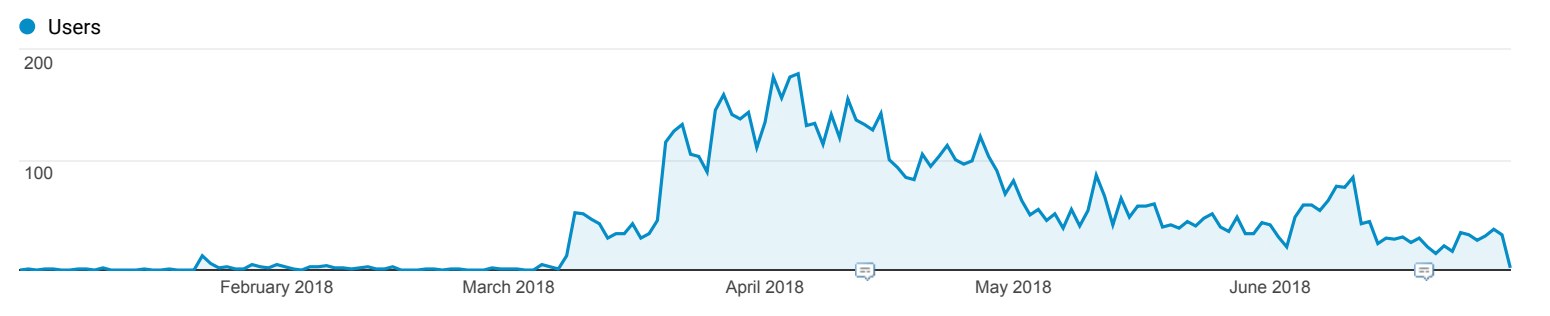
Campaigns

All Users
3.30% Users

Jan 1, 2018 - Jun 30, 2018

Explorer

Summary



Campaign	Acquisition			Behavior			Conversions Goal 4: Apply Click		
	Users	New Users	Sessions	Bounce Rate	Pages / Session	Avg. Session Duration	Apply Click (Goal 4 Conversion Rate)	Apply Click (Goal 4 Completions)	Apply Click (Goal 4 Value)
	7,217 % of Total: 3.30% (218,691)	6,894 % of Total: 3.55% (194,244)	8,809 % of Total: 1.98% (445,424)	75.42% Avg for View: 53.00% (42.30%)	1.83 Avg for View: 2.77 (-34.11%)	00:01:11 Avg for View: 00:03:02 (-61.17%)	1.35% Avg for View: 1.53% (-11.54%)	119 % of Total: 1.75% (6,802)	\$6,834.00 % of Total: 1.36% (\$501,642.00)
1. Facebook Campaign	2,233 (30.18%)	2,222 (32.23%)	2,459 (27.91%)	85.32%	1.29	00:00:27	0.33%	8 (6.72%)	\$510.00 (7.46%)
2. Culinary FB ad	777 (10.50%)	773 (11.21%)	1,083 (12.29%)	93.72%	1.09	00:00:10	0.65%	7 (5.88%)	\$714.00 (10.45%)
3. AdV_S-G-Colorado Mountain College-US	700 (9.46%)	461 (6.69%)	1,011 (11.48%)	37.98%	3.76	00:04:20	4.95%	50 (42.02%)	\$2,142.00 (31.34%)
4. Ski Promo	402 (5.43%)	390 (5.66%)	433 (4.92%)	91.69%	1.15	00:00:06	0.00%	0 (0.00%)	\$0.00 (0.00%)
5. AdV_S-G-Colorado Colleges-US	363 (4.91%)	340 (4.93%)	395 (4.48%)	61.52%	2.16	00:01:22	1.27%	5 (4.20%)	\$204.00 (2.99%)
6. ss ad	363 (4.91%)	356 (5.16%)	377 (4.28%)	86.21%	1.24	00:00:16	2.92%	11 (9.24%)	\$1,122.00 (16.42%)
7. AdV_S-P-Fire Science-US	329 (4.45%)	326 (4.73%)	354 (4.02%)	81.36%	1.47	00:00:48	1.69%	6 (5.04%)	\$306.00 (4.48%)
8. AdV_S-G-Mountain Colleges-US	298 (4.03%)	191 (2.77%)	417 (4.73%)	53.72%	2.50	00:02:32	2.40%	10 (8.40%)	\$510.00 (7.46%)
9. AdV_S-P-ResortMgmt-US	292 (3.95%)	286 (4.15%)	311 (3.53%)	52.09%	3.32	00:01:29	0.96%	3 (2.52%)	\$102.00 (1.49%)
10. AdV_S-P-Culinary-US	239 (3.23%)	237 (3.44%)	255 (2.89%)	70.59%	2.11	00:01:18	1.18%	3 (2.52%)	\$102.00 (1.49%)
11. BSN ad	227 (3.07%)	219 (3.18%)	246 (2.79%)	93.90%	1.08	00:00:27	1.22%	3 (2.52%)	\$306.00 (4.48%)
12. BSBA ad	207 (2.80%)	196 (2.84%)	219 (2.49%)	91.32%	1.20	00:00:54	0.46%	1 (0.84%)	\$102.00 (1.49%)
13. AdV_S-P-Environmental Science-US	206 (2.78%)	204 (2.96%)	215 (2.44%)	77.21%	1.61	00:00:32	0.47%	1 (0.84%)	\$0.00 (0.00%)
14. Culinary ad	203 (2.74%)	195 (2.83%)	224 (2.54%)	95.98%	1.04	00:00:20	0.45%	1 (0.84%)	\$102.00 (1.49%)
15. AdV_S-P-BSBA-US	147 (1.99%)	146 (2.12%)	177 (2.01%)	58.19%	2.70	00:01:16	2.82%	5 (4.20%)	\$204.00 (2.99%)
16. AdV_S-P-BASS-US	123 (1.66%)	122 (1.77%)	125 (1.42%)	85.60%	1.45	00:00:39	0.00%	0 (0.00%)	\$0.00 (0.00%)
17. AdV_S-P-Outdoor Rec-US	62 (0.84%)	61 (0.88%)	67 (0.76%)	71.64%	1.64	00:00:44	0.00%	0 (0.00%)	\$0.00 (0.00%)

18.	cmcfoundation	46 (0.62%)	17 (0.25%)	228 (2.59%)	60.09%	2.26	00:02:46	0.88%	2 (1.68%)	\$204.00 (2.99%)
19.	Adv_S-G-College Locations-US	41 (0.55%)	25 (0.36%)	47 (0.53%)	19.15%	5.06	00:05:43	4.26%	2 (1.68%)	\$102.00 (1.49%)
20.	Adv_S-G-Ski & Ride Colleges-US	20 (0.27%)	20 (0.29%)	23 (0.26%)	47.83%	3.96	00:02:07	0.00%	0 (0.00%)	\$0.00 (0.00%)
21.	Adv_S-P-BSBA-CO	19 (0.26%)	19 (0.28%)	22 (0.25%)	81.82%	1.95	00:00:23	0.00%	0 (0.00%)	\$0.00 (0.00%)
22.	Adv_S-P-Outdoor Ed-US	19 (0.26%)	19 (0.28%)	19 (0.22%)	52.63%	2.84	00:01:50	0.00%	0 (0.00%)	\$0.00 (0.00%)
23.	Adv_S-P-BSN-FR	17 (0.23%)	17 (0.25%)	19 (0.22%)	78.95%	1.37	00:00:11	0.00%	0 (0.00%)	\$0.00 (0.00%)
24.	March 18 ME	14 (0.19%)	9 (0.13%)	14 (0.16%)	50.00%	2.64	00:01:55	0.00%	0 (0.00%)	\$0.00 (0.00%)
25.	Adv_S-G-Ski Area Operations-US	11 (0.15%)	10 (0.15%)	12 (0.14%)	66.67%	1.92	00:00:28	0.00%	0 (0.00%)	\$0.00 (0.00%)
26.	facebook campaign	6 (0.08%)	6 (0.09%)	6 (0.07%)	100.00%	1.00	00:00:00	0.00%	0 (0.00%)	\$0.00 (0.00%)
27.	February 18 ME	5 (0.07%)	3 (0.04%)	17 (0.19%)	82.35%	1.59	00:00:52	0.00%	0 (0.00%)	\$0.00 (0.00%)
28.	bsba ad	4 (0.05%)	4 (0.06%)	4 (0.05%)	100.00%	1.00	00:00:00	0.00%	0 (0.00%)	\$0.00 (0.00%)
29.	bsn ad	4 (0.05%)	4 (0.06%)	4 (0.05%)	100.00%	1.00	00:00:00	0.00%	0 (0.00%)	\$0.00 (0.00%)
30.	culinary ad	4 (0.05%)	4 (0.06%)	4 (0.05%)	100.00%	1.00	00:00:00	0.00%	0 (0.00%)	\$0.00 (0.00%)
31.	culinary fb ad	4 (0.05%)	4 (0.06%)	4 (0.05%)	75.00%	1.25	00:00:01	0.00%	0 (0.00%)	\$0.00 (0.00%)
32.	May 18 ME	4 (0.05%)	3 (0.04%)	6 (0.07%)	33.33%	2.33	00:00:58	0.00%	0 (0.00%)	\$0.00 (0.00%)
33.	June 18 ME	3 (0.04%)	1 (0.01%)	6 (0.07%)	66.67%	1.33	00:00:07	0.00%	0 (0.00%)	\$0.00 (0.00%)
34.	Adv_S-P-BSN-WS	2 (0.03%)	2 (0.03%)	2 (0.02%)	0.00%	3.00	00:03:15	50.00%	1 (0.84%)	\$102.00 (1.49%)
35.	\u261E Beat the Rush! Fall Registration @ CMC	1 (0.01%)	1 (0.01%)	1 (0.01%)	100.00%	1.00	00:00:00	0.00%	0 (0.00%)	\$0.00 (0.00%)
36.	838d8a6d18-EMAIL_CAMPAIGN_2017_01_02	1 (0.01%)	0 (0.00%)	1 (0.01%)	100.00%	1.00	00:00:00	0.00%	0 (0.00%)	\$0.00 (0.00%)
37.	Over '000 courses. Which will you take	1 (0.01%)	1 (0.01%)	1 (0.01%)	0.00%	2.00	00:00:16	0.00%	0 (0.00%)	\$0.00 (0.00%)
38.	Registration & Our New Bachelor's Degree	1 (0.01%)	0 (0.00%)	1 (0.01%)	0.00%	2.00	00:00:11	0.00%	0 (0.00%)	\$0.00 (0.00%)

Rows 1 - 38 of 38

Location


ALL » COUNTRY: United States

Jan 1, 2018 - Jun 30, 2018

All Users
94.07% Users

Map Overlay

Summary



City	Acquisition			Behavior			Conversions Goal 4: Apply Click		
	Users	New Users	Sessions	Bounce Rate	Pages / Session	Avg. Session Duration	Apply Click (Goal 4 Conversion Rate)	Apply Click (Goal 4 Completions)	Apply Click (Goal 4 Value)
	205,721 <small>% of Total: 94.07% (218,691)</small>	181,681 <small>% of Total: 93.53% (194,244)</small>	428,674 <small>% of Total: 96.24% (445,424)</small>	52.53% <small>Avg for View: 53.00% (-0.90%)</small>	2.79 <small>Avg for View: 2.77 (0.73%)</small>	00:03:04 <small>Avg for View: 00:03:02 (1.19%)</small>	1.52% <small>Avg for View: 1.53% (-0.39%)</small>	6,521 <small>% of Total: 95.87% (6,802)</small>	\$481,140.00 <small>% of Total: 95.91% (501,642.00)</small>
1. Denver	27,302 <small>(11.63%)</small>	21,222 <small>(11.68%)</small>	46,325 <small>(10.81%)</small>	54.90%	2.59	00:02:40	1.45%	672 <small>(10.31%)</small>	\$49,980.00 <small>(10.39%)</small>
2. Glenwood Springs	10,983 <small>(4.68%)</small>	7,425 <small>(4.09%)</small>	32,535 <small>(7.59%)</small>	47.00%	3.20	00:04:25	1.58%	515 <small>(7.90%)</small>	\$42,126.00 <small>(8.76%)</small>
3. Steamboat Springs	8,647 <small>(3.68%)</small>	6,387 <small>(3.52%)</small>	21,993 <small>(5.13%)</small>	52.55%	2.60	00:02:52	0.92%	202 <small>(3.10%)</small>	\$13,566.00 <small>(2.82%)</small>
4. Breckenridge	7,635 <small>(3.25%)</small>	5,577 <small>(3.07%)</small>	19,994 <small>(4.66%)</small>	51.71%	2.80	00:03:28	1.96%	392 <small>(6.01%)</small>	\$29,478.00 <small>(6.13%)</small>
5. Aspen	6,775 <small>(2.89%)</small>	4,706 <small>(2.59%)</small>	16,302 <small>(3.80%)</small>	54.75%	2.69	00:02:51	1.48%	241 <small>(3.70%)</small>	\$17,442.00 <small>(3.63%)</small>
6. Dallas	6,450 <small>(2.75%)</small>	4,860 <small>(2.68%)</small>	9,592 <small>(2.24%)</small>	55.66%	2.43	00:02:30	1.27%	122 <small>(1.87%)</small>	\$8,979.00 <small>(1.87%)</small>
7. Edwards	6,200 <small>(2.64%)</small>	3,646 <small>(2.01%)</small>	15,397 <small>(3.59%)</small>	55.82%	2.46	00:03:07	1.22%	188 <small>(2.88%)</small>	\$15,708.00 <small>(3.26%)</small>
8. Colorado Springs	5,965 <small>(2.54%)</small>	5,034 <small>(2.77%)</small>	10,610 <small>(2.48%)</small>	55.54%	2.60	00:02:41	1.13%	120 <small>(1.84%)</small>	\$8,160.00 <small>(1.70%)</small>
9. Rifle	5,478 <small>(2.33%)</small>	3,854 <small>(2.12%)</small>	16,257 <small>(3.79%)</small>	58.11%	2.57	00:02:55	1.69%	275 <small>(4.22%)</small>	\$19,587.00 <small>(4.07%)</small>
10. Vail	4,519 <small>(1.93%)</small>	3,315 <small>(1.82%)</small>	9,606 <small>(2.24%)</small>	53.61%	2.79	00:03:05	1.84%	177 <small>(2.71%)</small>	\$12,240.00 <small>(2.54%)</small>
11. (not set)	4,401 <small>(1.88%)</small>	3,324 <small>(1.83%)</small>	8,113 <small>(1.89%)</small>	56.28%	2.69	00:02:58	1.63%	132 <small>(2.02%)</small>	\$9,384.00 <small>(1.95%)</small>
12. Carbondale	4,370 <small>(1.86%)</small>	2,672 <small>(1.47%)</small>	11,090 <small>(2.59%)</small>	53.78%	2.65	00:03:04	1.30%	144 <small>(2.21%)</small>	\$9,792.00 <small>(2.04%)</small>
13. Boulder	3,210 <small>(1.37%)</small>	2,284 <small>(1.26%)</small>	5,466 <small>(1.28%)</small>	50.48%	2.92	00:03:12	2.05%	112 <small>(1.72%)</small>	\$8,772.00 <small>(1.82%)</small>
14. Aurora	3,162 <small>(1.35%)</small>	2,291 <small>(1.26%)</small>	5,353 <small>(1.25%)</small>	53.78%	2.76	00:03:15	1.64%	88 <small>(1.35%)</small>	\$6,732.00 <small>(1.40%)</small>
15. Gypsum	2,872 <small>(1.22%)</small>	1,809 <small>(1.00%)</small>	6,120 <small>(1.43%)</small>	56.94%	2.68	00:03:00	1.90%	116 <small>(1.78%)</small>	\$8,874.00 <small>(1.84%)</small>
16. Leadville	2,519 <small>(1.07%)</small>	1,721 <small>(0.95%)</small>	7,557 <small>(1.76%)</small>	53.17%	2.68	00:03:22	1.24%	94 <small>(1.44%)</small>	\$7,548.00 <small>(1.57%)</small>
17. Grand Junction	2,518 <small>(1.07%)</small>	2,091 <small>(1.15%)</small>	5,143 <small>(1.20%)</small>	47.91%	3.13	00:03:09	2.64%	136 <small>(2.09%)</small>	\$8,568.00 <small>(1.78%)</small>
18. Eagle	2,502 <small>(1.07%)</small>	1,702 <small>(0.94%)</small>	4,794 <small>(1.12%)</small>	54.69%	2.77	00:02:47	1.56%	75 <small>(1.15%)</small>	\$5,916.00 <small>(1.23%)</small>
19. Fort Collins	2,362 <small>(1.01%)</small>	1,799 <small>(0.99%)</small>	3,947 <small>(0.92%)</small>	48.04%	3.15	00:03:14	2.28%	90 <small>(1.38%)</small>	\$6,630.00 <small>(1.38%)</small>
20. Chicago	2,317 <small>(0.99%)</small>	1,896 <small>(1.04%)</small>	3,042 <small>(0.71%)</small>	54.87%	2.58	00:02:31	1.41%	43 <small>(0.66%)</small>	\$2,346.00 <small>(0.49%)</small>
21. New York	2,254 <small>(0.96%)</small>	1,963 <small>(1.08%)</small>	2,783 <small>(0.65%)</small>	61.41%	2.36	00:02:07	1.26%	35 <small>(0.54%)</small>	\$2,754.00 <small>(0.57%)</small>

City Profile		Economic & Demographic Data				Operational & Financial Metrics			
City Name	Population (M)	GDP (B)	Unemp. Rate (%)	Median Income (K)	Operational Cost (M)	Revenue (M)	Profit Margin (%)	Market Share (%)	
22. Lakewood	2,192 (0.93%)	1,675 (0.92%)	3,613 (0.84%)	51.20%	2.93	00:02:59	1.58%	57 (0.87%)	\$4,080.00 (0.85%)
23. Centennial	1,766 (0.75%)	1,378 (0.76%)	2,664 (0.62%)	52.82%	2.78	00:02:47	1.65%	44 (0.67%)	\$3,570.00 (0.74%)
24. Arvada	1,574 (0.67%)	1,076 (0.59%)	2,586 (0.60%)	53.33%	2.81	00:03:06	1.20%	31 (0.48%)	\$2,142.00 (0.45%)
25. Los Angeles	1,423 (0.61%)	1,209 (0.67%)	1,784 (0.42%)	61.27%	2.34	00:02:11	1.29%	23 (0.35%)	\$1,530.00 (0.32%)
26. Westminster	1,291 (0.55%)	903 (0.50%)	1,926 (0.45%)	53.06%	2.78	00:02:49	2.65%	51 (0.78%)	\$3,978.00 (0.83%)
27. Frisco	1,262 (0.54%)	915 (0.50%)	2,518 (0.59%)	51.51%	2.86	00:02:41	2.22%	56 (0.86%)	\$4,590.00 (0.95%)
28. Greeley	1,217 (0.52%)	957 (0.53%)	1,789 (0.42%)	53.61%	2.84	00:02:29	1.73%	31 (0.48%)	\$2,040.00 (0.42%)
29. Houston	1,215 (0.52%)	1,032 (0.57%)	1,587 (0.37%)	50.91%	3.03	00:03:16	1.51%	24 (0.37%)	\$2,142.00 (0.45%)
30. Thornton	1,137 (0.48%)	746 (0.41%)	1,833 (0.43%)	57.83%	2.53	00:02:50	1.80%	33 (0.51%)	\$2,652.00 (0.55%)
31. Washington	1,106 (0.47%)	998 (0.55%)	1,338 (0.31%)	58.52%	2.58	00:02:33	1.42%	19 (0.29%)	\$1,632.00 (0.34%)
32. Loveland	1,076 (0.46%)	777 (0.43%)	1,817 (0.42%)	56.08%	2.71	00:03:09	1.43%	26 (0.40%)	\$2,040.00 (0.42%)
33. Highlands Ranch	1,004 (0.43%)	731 (0.40%)	1,683 (0.39%)	49.49%	2.99	00:03:43	1.25%	21 (0.32%)	\$1,428.00 (0.30%)
34. Seattle	965 (0.41%)	858 (0.47%)	1,234 (0.29%)	58.59%	2.37	00:01:58	1.05%	13 (0.20%)	\$816.00 (0.17%)
35. Keystone	960 (0.41%)	704 (0.39%)	2,288 (0.53%)	49.69%	2.98	00:05:11	1.84%	42 (0.64%)	\$2,652.00 (0.55%)
36. Pagosa Springs	958 (0.41%)	518 (0.29%)	1,823 (0.43%)	57.76%	2.68	00:03:06	1.15%	21 (0.32%)	\$1,530.00 (0.32%)
37. Ashburn	951 (0.41%)	941 (0.52%)	990 (0.23%)	91.82%	1.37	00:00:41	0.10%	1 (0.02%)	\$102.00 (0.02%)
38. Buena Vista	912 (0.39%)	657 (0.36%)	2,162 (0.50%)	52.59%	2.79	00:03:06	1.06%	23 (0.35%)	\$1,938.00 (0.40%)
39. Avon	841 (0.36%)	611 (0.34%)	1,551 (0.36%)	45.45%	3.22	00:04:07	1.42%	22 (0.34%)	\$1,734.00 (0.36%)
40. Ken Caryl	840 (0.36%)	626 (0.34%)	1,227 (0.29%)	47.11%	3.09	00:03:38	2.20%	27 (0.41%)	\$1,734.00 (0.36%)
41. San Jose	806 (0.34%)	769 (0.42%)	902 (0.21%)	29.05%	2.49	00:01:43	0.67%	6 (0.09%)	\$306.00 (0.06%)
42. Phoenix	793 (0.34%)	676 (0.37%)	1,329 (0.31%)	54.85%	2.63	00:02:28	0.90%	12 (0.18%)	\$816.00 (0.17%)
43. Broomfield	788 (0.34%)	592 (0.33%)	1,101 (0.26%)	45.59%	3.07	00:02:58	1.63%	18 (0.28%)	\$1,122.00 (0.23%)
44. Coffeyville	770 (0.33%)	763 (0.42%)	775 (0.18%)	97.03%	1.09	00:00:06	0.00%	0 (0.00%)	\$0.00 (0.00%)
45. Salida	756 (0.32%)	591 (0.33%)	1,687 (0.39%)	48.61%	3.01	00:03:48	2.02%	34 (0.52%)	\$1,938.00 (0.40%)
46. Atlanta	753 (0.32%)	634 (0.35%)	957 (0.22%)	58.93%	2.38	00:01:57	1.57%	15 (0.23%)	\$918.00 (0.19%)
47. Parker	750 (0.32%)	543 (0.30%)	1,241 (0.29%)	51.57%	2.80	00:03:11	2.10%	26 (0.40%)	\$2,040.00 (0.42%)
48. Minneapolis	714 (0.30%)	589 (0.32%)	961 (0.22%)	49.01%	3.08	00:03:09	1.87%	18 (0.28%)	\$1,632.00 (0.34%)
49. San Francisco	683 (0.29%)	547 (0.30%)	873 (0.20%)	55.56%	2.51	00:02:22	1.15%	10 (0.15%)	\$714.00 (0.15%)
50. Salt Lake City	661 (0.28%)	512 (0.28%)	874 (0.20%)	52.52%	2.58	00:02:16	0.80%	7 (0.11%)	\$510.00 (0.11%)
51. Dillon	646 (0.28%)	370 (0.20%)	1,547 (0.36%)	47.96%	2.92	00:03:39	1.42%	22 (0.34%)	\$1,734.00 (0.36%)
52. Boston	631 (0.27%)	551 (0.30%)	731 (0.17%)	62.11%	2.65	00:01:50	1.50%	11 (0.17%)	\$816.00 (0.17%)
53. Silt	625 (0.27%)	426 (0.23%)	1,310 (0.31%)	56.72%	2.59	00:02:37	1.53%	20 (0.31%)	\$1,632.00 (0.34%)
54. Omaha	622 (0.27%)	536 (0.30%)	1,117 (0.26%)	55.15%	2.84	00:03:02	0.81%	9 (0.14%)	\$408.00 (0.08%)
55. Craig	591 (0.25%)	464 (0.26%)	1,098 (0.26%)	48.72%	3.06	00:03:07	2.46%	27 (0.41%)	\$2,550.00 (0.53%)
56. Denver	582 (0.25%)	472 (0.26%)	820 (0.20%)	50.00%	2.95	00:03:00	1.95%	35 (0.53%)	\$1,428.00 (0.30%)

Rank	City	Population	Area (km²)	Density (/km²)	Population Density (/km²)	Area (mi²)	Population Density (/mi²)	Area (sq ft)	Population Density (/sq ft)	
56.	Durango	382 (0.25%)	473 (0.26%)	820 (0.19%)	44.15%	3.17	00:03:01	1.95%	18 (0.25%)	\$1,428.00 (0.30%)
57.	Castle Rock	580 (0.24%)	436 (0.24%)	833 (0.19%)	45.50%	3.18	00:03:15	1.68%	14 (0.21%)	\$1,020.00 (0.21%)
58.	Longmont	574 (0.24%)	486 (0.27%)	945 (0.22%)	47.09%	3.27	00:03:04	1.59%	15 (0.23%)	\$1,224.00 (0.25%)
59.	Austin	567 (0.24%)	492 (0.27%)	781 (0.18%)	43.02%	3.35	00:02:32	0.64%	5 (0.08%)	\$408.00 (0.08%)
60.	San Diego	556 (0.24%)	471 (0.26%)	782 (0.18%)	47.31%	2.88	00:03:06	2.17%	17 (0.26%)	\$1,530.00 (0.32%)
61.	Philadelphia	543 (0.23%)	489 (0.27%)	666 (0.16%)	66.67%	2.17	00:01:51	1.65%	11 (0.17%)	\$816.00 (0.17%)
62.	Montrose	532 (0.23%)	415 (0.23%)	876 (0.20%)	40.07%	3.54	00:04:18	4.22%	37 (0.57%)	\$3,060.00 (0.64%)
63.	Commerce City	528 (0.22%)	332 (0.18%)	847 (0.20%)	55.73%	2.58	00:02:28	1.42%	12 (0.18%)	\$1,020.00 (0.21%)
64.	Basalt	522 (0.22%)	333 (0.18%)	913 (0.21%)	50.38%	2.95	00:03:22	2.41%	22 (0.34%)	\$2,142.00 (0.45%)
65.	Pueblo	521 (0.22%)	452 (0.25%)	715 (0.17%)	49.65%	2.95	00:03:03	2.10%	15 (0.23%)	\$1,428.00 (0.30%)
66.	Portland	508 (0.22%)	456 (0.25%)	642 (0.15%)	45.33%	3.30	00:03:49	1.40%	9 (0.14%)	\$714.00 (0.15%)
67.	Littleton	507 (0.22%)	365 (0.20%)	945 (0.22%)	43.70%	3.30	00:04:04	1.38%	13 (0.20%)	\$612.00 (0.13%)
68.	Silverthorne	479 (0.20%)	320 (0.18%)	816 (0.19%)	54.04%	2.69	00:02:47	1.35%	11 (0.17%)	\$918.00 (0.19%)
69.	Charlotte	450 (0.19%)	394 (0.22%)	550 (0.13%)	59.64%	2.42	00:02:01	0.36%	2 (0.03%)	\$204.00 (0.04%)
70.	Detroit	446 (0.19%)	370 (0.20%)	552 (0.13%)	63.22%	2.09	00:01:27	0.54%	3 (0.05%)	\$306.00 (0.06%)
71.	Evergreen	429 (0.18%)	306 (0.17%)	719 (0.17%)	52.57%	2.92	00:03:11	2.09%	15 (0.23%)	\$1,224.00 (0.25%)
72.	Plano	428 (0.18%)	289 (0.16%)	565 (0.13%)	55.75%	2.65	00:02:33	1.06%	6 (0.09%)	\$408.00 (0.08%)
73.	Albuquerque	421 (0.18%)	379 (0.21%)	551 (0.13%)	44.10%	3.18	00:03:04	0.73%	4 (0.06%)	\$408.00 (0.08%)
74.	Orlando	418 (0.18%)	366 (0.20%)	578 (0.13%)	62.63%	2.45	00:02:26	1.38%	8 (0.12%)	\$816.00 (0.17%)
75.	San Antonio	400 (0.17%)	374 (0.21%)	496 (0.12%)	56.85%	2.58	00:02:08	1.41%	7 (0.11%)	\$612.00 (0.13%)
76.	Kansas City	399 (0.17%)	355 (0.20%)	566 (0.13%)	52.30%	2.76	00:02:19	0.71%	4 (0.06%)	\$306.00 (0.06%)
77.	Columbus	398 (0.17%)	346 (0.19%)	597 (0.14%)	44.89%	3.04	00:02:24	0.50%	3 (0.05%)	\$306.00 (0.06%)
78.	Nashville	382 (0.16%)	321 (0.18%)	493 (0.12%)	53.96%	2.64	00:02:34	2.43%	12 (0.18%)	\$816.00 (0.17%)
79.	Golden	366 (0.16%)	280 (0.15%)	512 (0.12%)	47.07%	3.16	00:02:41	2.54%	13 (0.20%)	\$816.00 (0.17%)
80.	Corinth	361 (0.15%)	225 (0.12%)	609 (0.14%)	50.57%	2.67	00:03:29	0.82%	5 (0.08%)	\$306.00 (0.06%)
81.	New Castle	360 (0.15%)	209 (0.12%)	842 (0.20%)	55.94%	2.81	00:03:16	0.71%	6 (0.09%)	\$510.00 (0.11%)
82.	Greenwood Village	357 (0.15%)	289 (0.16%)	1,043 (0.24%)	55.13%	2.36	00:05:20	0.86%	9 (0.14%)	\$816.00 (0.17%)
83.	Englewood	350 (0.15%)	278 (0.15%)	488 (0.11%)	51.64%	2.89	00:02:26	1.23%	6 (0.09%)	\$408.00 (0.08%)
84.	Norcross	312 (0.13%)	311 (0.17%)	314 (0.07%)	99.36%	1.05	00:00:03	0.00%	0 (0.00%)	\$0.00 (0.00%)
85.	Fort Worth	309 (0.13%)	246 (0.14%)	422 (0.10%)	43.13%	3.18	00:03:06	2.37%	10 (0.15%)	\$714.00 (0.15%)
86.	Indianapolis	298 (0.13%)	240 (0.13%)	375 (0.09%)	50.93%	2.98	00:03:06	2.40%	9 (0.14%)	\$714.00 (0.15%)
87.	St. Louis	293 (0.12%)	242 (0.13%)	353 (0.08%)	55.81%	2.58	00:02:03	0.85%	3 (0.05%)	\$204.00 (0.04%)
88.	Palmdale	291 (0.12%)	290 (0.16%)	292 (0.07%)	96.92%	1.04	00:00:10	0.00%	0 (0.00%)	\$0.00 (0.00%)
89.	Miami	291 (0.12%)	253 (0.14%)	379 (0.09%)	63.85%	2.52	00:02:40	1.85%	7 (0.11%)	\$306.00 (0.06%)
90.	Brighton	287 (0.12%)	197 (0.11%)	417 (0.10%)	59.71%	2.64	00:02:40	1.92%	8 (0.12%)	\$510.00 (0.11%)


91.	Tampa	285 (0.12%)	243 (0.13%)	392 (0.09%)	56.38%	2.44	00:02:13	1.53%	6 (0.09%)	\$510.00 (0.11%)
92.	Gunnison	277 (0.12%)	226 (0.12%)	388 (0.09%)	35.31%	3.83	00:03:11	3.35%	13 (0.20%)	\$1,020.00 (0.21%)
93.	Fairplay	271 (0.12%)	183 (0.10%)	791 (0.18%)	58.41%	2.57	00:02:38	0.76%	6 (0.09%)	\$306.00 (0.06%)
94.	Sacramento	270 (0.12%)	238 (0.13%)	374 (0.09%)	66.31%	2.16	00:01:39	0.27%	1 (0.02%)	\$102.00 (0.02%)
95.	Oklahoma City	257 (0.11%)	231 (0.13%)	308 (0.07%)	50.97%	2.86	00:02:30	2.60%	8 (0.12%)	\$408.00 (0.08%)
96.	Lincoln	252 (0.11%)	218 (0.12%)	394 (0.09%)	51.78%	2.98	00:02:24	1.02%	4 (0.06%)	\$204.00 (0.04%)
97.	Lone Tree	245 (0.10%)	169 (0.09%)	329 (0.08%)	46.20%	3.19	00:02:47	1.52%	5 (0.08%)	\$408.00 (0.08%)
98.	Madison	236 (0.10%)	197 (0.11%)	355 (0.08%)	47.61%	3.22	00:03:45	1.69%	6 (0.09%)	\$510.00 (0.11%)
99.	Canon City	232 (0.10%)	194 (0.11%)	361 (0.08%)	48.75%	3.03	00:02:53	1.11%	4 (0.06%)	\$408.00 (0.08%)
100.	Louisville	227 (0.10%)	150 (0.08%)	301 (0.07%)	47.84%	3.00	00:02:49	1.66%	5 (0.08%)	\$408.00 (0.08%)

Rows 1 - 100 of 7720

Location

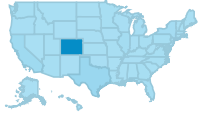
ALL » COUNTRY: United States

Jan 1, 2018 - Jun 30, 2018

 All Users
94.07% Users

Map Overlay

Summary



Region	Acquisition			Behavior			Conversions Goal 4: Apply Click		
	Users	New Users	Sessions	Bounce Rate	Pages / Session	Avg. Session Duration	Apply Click (Goal 4 Conversion Rate)	Apply Click (Goal 4 Completions)	Apply Click (Goal 4 Value)
	205,721 <small>% of Total: 94.07% (218,691)</small>	181,681 <small>% of Total: 93.53% (194,244)</small>	428,674 <small>% of Total: 96.24% (445,424)</small>	52.53% <small>Avg for View: 53.00% (-0.90%)</small>	2.79 <small>Avg for View: 2.77 (0.73%)</small>	00:03:04 <small>Avg for View: 00:03:02 (1.19%)</small>	1.52% <small>Avg for View: 1.53% (-0.39%)</small>	6,521 <small>% of Total: 95.87% (6,802)</small>	\$481,140.00 <small>% of Total: 95.91% (\$501,642.00)</small>
1. Colorado	127,429 <small>(59.83%)</small>	106,024 <small>(58.36%)</small>	307,425 <small>(71.72%)</small>	52.76%	2.78	00:03:11	1.56%	4,794 <small>(73.52%)</small>	\$358,431.00 <small>(74.50%)</small>
2. Texas	12,706 <small>(5.97%)</small>	10,367 <small>(5.71%)</small>	18,455 <small>(4.31%)</small>	52.51%	2.71	00:02:45	1.41%	261 <small>(4.00%)</small>	\$19,383.00 <small>(4.03%)</small>
3. California	8,308 <small>(3.90%)</small>	7,535 <small>(4.15%)</small>	11,491 <small>(2.68%)</small>	54.45%	2.61	00:02:36	1.35%	155 <small>(2.38%)</small>	\$11,016.00 <small>(2.29%)</small>
4. Illinois	4,704 <small>(2.21%)</small>	4,114 <small>(2.26%)</small>	6,615 <small>(1.54%)</small>	51.59%	2.82	00:02:48	1.71%	113 <small>(1.73%)</small>	\$7,038.00 <small>(1.46%)</small>
5. New York	4,017 <small>(1.89%)</small>	3,620 <small>(1.99%)</small>	5,486 <small>(1.28%)</small>	55.14%	2.69	00:02:29	1.37%	75 <small>(1.15%)</small>	\$5,304.00 <small>(1.10%)</small>
6. Florida	3,808 <small>(1.79%)</small>	3,387 <small>(1.86%)</small>	5,764 <small>(1.34%)</small>	53.99%	2.84	00:02:52	1.65%	95 <small>(1.46%)</small>	\$6,222.00 <small>(1.29%)</small>
7. Michigan	2,480 <small>(1.16%)</small>	2,193 <small>(1.21%)</small>	3,553 <small>(0.83%)</small>	52.80%	2.77	00:02:27	1.07%	38 <small>(0.58%)</small>	\$2,856.00 <small>(0.59%)</small>
8. Virginia	2,403 <small>(1.13%)</small>	2,267 <small>(1.25%)</small>	2,899 <small>(0.68%)</small>	62.81%	2.66	00:02:23	1.00%	29 <small>(0.44%)</small>	\$1,530.00 <small>(0.32%)</small>
9. Georgia	2,349 <small>(1.10%)</small>	2,134 <small>(1.17%)</small>	2,985 <small>(0.70%)</small>	58.32%	2.58	00:02:16	1.78%	53 <small>(0.81%)</small>	\$3,876.00 <small>(0.81%)</small>
10. Pennsylvania	2,336 <small>(1.10%)</small>	2,141 <small>(1.18%)</small>	3,380 <small>(0.79%)</small>	52.34%	2.85	00:02:49	1.07%	36 <small>(0.55%)</small>	\$2,244.00 <small>(0.47%)</small>
11. Washington	2,304 <small>(1.08%)</small>	2,109 <small>(1.16%)</small>	3,125 <small>(0.73%)</small>	51.20%	2.80	00:02:29	1.38%	43 <small>(0.66%)</small>	\$2,856.00 <small>(0.59%)</small>
12. Minnesota	2,140 <small>(1.00%)</small>	1,908 <small>(1.05%)</small>	3,101 <small>(0.72%)</small>	42.92%	3.38	00:03:33	1.35%	42 <small>(0.64%)</small>	\$2,958.00 <small>(0.61%)</small>
13. Arizona	2,101 <small>(0.99%)</small>	1,835 <small>(1.01%)</small>	3,964 <small>(0.92%)</small>	55.27%	2.61	00:02:39	0.98%	39 <small>(0.60%)</small>	\$3,060.00 <small>(0.64%)</small>
14. Kansas	2,005 <small>(0.94%)</small>	1,864 <small>(1.03%)</small>	2,590 <small>(0.60%)</small>	60.42%	2.59	00:02:19	1.16%	30 <small>(0.46%)</small>	\$2,142.00 <small>(0.45%)</small>
15. North Carolina	1,928 <small>(0.91%)</small>	1,755 <small>(0.97%)</small>	2,537 <small>(0.59%)</small>	53.02%	2.82	00:02:31	1.46%	37 <small>(0.57%)</small>	\$2,652.00 <small>(0.55%)</small>
16. Massachusetts	1,908 <small>(0.90%)</small>	1,735 <small>(0.95%)</small>	2,488 <small>(0.58%)</small>	55.18%	2.88	00:02:37	1.21%	30 <small>(0.46%)</small>	\$2,244.00 <small>(0.47%)</small>
17. Utah	1,844 <small>(0.87%)</small>	1,570 <small>(0.86%)</small>	2,548 <small>(0.59%)</small>	49.73%	2.90	00:02:40	1.33%	34 <small>(0.52%)</small>	\$2,244.00 <small>(0.47%)</small>
18. Missouri	1,824 <small>(0.86%)</small>	1,604 <small>(0.88%)</small>	2,600 <small>(0.61%)</small>	46.62%	3.03	00:02:39	1.35%	35 <small>(0.54%)</small>	\$2,346.00 <small>(0.49%)</small>
19. Ohio	1,782 <small>(0.84%)</small>	1,615 <small>(0.89%)</small>	2,677 <small>(0.62%)</small>	45.80%	3.17	00:03:13	0.97%	26 <small>(0.40%)</small>	\$2,040.00 <small>(0.42%)</small>
20. Oregon	1,526 <small>(0.72%)</small>	1,408 <small>(0.77%)</small>	1,942 <small>(0.45%)</small>	51.08%	2.94	00:02:49	1.08%	21 <small>(0.32%)</small>	\$1,734.00 <small>(0.36%)</small>
21. Wisconsin	1,514 <small>(0.71%)</small>	1,351 <small>(0.74%)</small>	2,289 <small>(0.53%)</small>	46.26%	3.20	00:03:14	1.44%	33 <small>(0.51%)</small>	\$2,346.00 <small>(0.49%)</small>

22.	New Jersey	1,451 (0.68%)	1,317 (0.72%)	2,078 (0.48%)	51.78%	2.86	00:02:53	2.07%	43 (0.66%)	\$3,060.00 (0.64%)
23.	Tennessee	1,238 (0.58%)	1,096 (0.60%)	1,856 (0.43%)	53.83%	2.83	00:02:59	1.51%	28 (0.43%)	\$2,244.00 (0.47%)
24.	Nebraska	1,228 (0.58%)	1,094 (0.60%)	2,049 (0.48%)	50.02%	3.07	00:03:01	1.07%	22 (0.34%)	\$816.00 (0.17%)
25.	Wyoming	1,140 (0.54%)	887 (0.49%)	1,792 (0.42%)	45.59%	2.96	00:02:50	1.95%	35 (0.54%)	\$2,448.00 (0.51%)
26.	Indiana	1,120 (0.53%)	929 (0.51%)	1,647 (0.38%)	47.91%	2.91	00:03:06	2.79%	46 (0.71%)	\$3,570.00 (0.74%)
27.	District of Columbia	1,106 (0.52%)	998 (0.55%)	1,338 (0.31%)	58.52%	2.58	00:02:33	1.42%	19 (0.29%)	\$1,632.00 (0.34%)
28.	New Mexico	1,091 (0.51%)	974 (0.54%)	1,485 (0.35%)	42.90%	3.28	00:03:27	0.74%	11 (0.17%)	\$816.00 (0.17%)
29.	Iowa	1,015 (0.48%)	920 (0.51%)	1,401 (0.33%)	41.18%	3.64	00:03:36	1.64%	23 (0.35%)	\$1,530.00 (0.32%)
30.	Oklahoma	921 (0.43%)	842 (0.46%)	1,238 (0.29%)	46.45%	3.04	00:02:55	2.10%	26 (0.40%)	\$1,836.00 (0.38%)
31.	Nevada	867 (0.41%)	738 (0.41%)	1,187 (0.28%)	54.09%	2.82	00:02:53	2.36%	28 (0.43%)	\$2,040.00 (0.42%)
32.	Alabama	845 (0.40%)	773 (0.43%)	1,051 (0.25%)	62.42%	2.39	00:02:07	1.71%	18 (0.28%)	\$1,530.00 (0.32%)
33.	Maryland	823 (0.39%)	755 (0.42%)	1,130 (0.26%)	48.41%	3.10	00:02:38	0.97%	11 (0.17%)	\$1,020.00 (0.21%)
34.	Montana	813 (0.38%)	686 (0.38%)	1,179 (0.28%)	46.65%	2.96	00:03:06	1.19%	14 (0.21%)	\$714.00 (0.15%)
35.	Idaho	776 (0.36%)	696 (0.38%)	1,158 (0.27%)	47.32%	3.05	00:03:14	1.38%	16 (0.25%)	\$918.00 (0.19%)
36.	Connecticut	688 (0.32%)	630 (0.35%)	903 (0.21%)	47.95%	2.92	00:02:52	1.33%	12 (0.18%)	\$1,224.00 (0.25%)
37.	Louisiana	627 (0.29%)	565 (0.31%)	952 (0.22%)	53.89%	2.63	00:02:47	2.00%	19 (0.29%)	\$1,632.00 (0.34%)
38.	Kentucky	593 (0.28%)	527 (0.29%)	978 (0.23%)	49.08%	3.02	00:03:23	1.94%	19 (0.29%)	\$1,734.00 (0.36%)
39.	New Hampshire	555 (0.26%)	498 (0.27%)	808 (0.19%)	41.09%	3.49	00:03:20	1.24%	10 (0.15%)	\$510.00 (0.11%)
40.	South Carolina	547 (0.26%)	501 (0.28%)	729 (0.17%)	44.99%	3.19	00:03:12	1.65%	12 (0.18%)	\$1,122.00 (0.23%)
41.	(not set)	504 (0.24%)	466 (0.26%)	569 (0.13%)	76.80%	1.81	00:01:28	0.88%	5 (0.08%)	\$408.00 (0.08%)
42.	Arkansas	487 (0.23%)	418 (0.23%)	705 (0.16%)	45.96%	3.16	00:03:34	1.28%	9 (0.14%)	\$714.00 (0.15%)
43.	Hawaii	461 (0.22%)	418 (0.23%)	633 (0.15%)	45.34%	3.10	00:03:38	1.58%	10 (0.15%)	\$816.00 (0.17%)
44.	Vermont	442 (0.21%)	404 (0.22%)	660 (0.15%)	35.76%	3.46	00:03:41	1.97%	13 (0.20%)	\$816.00 (0.17%)
45.	Alaska	403 (0.19%)	373 (0.21%)	629 (0.15%)	45.95%	3.35	00:03:22	2.70%	17 (0.26%)	\$1,122.00 (0.23%)
46.	Maine	377 (0.18%)	348 (0.19%)	509 (0.12%)	47.15%	3.37	00:03:20	0.39%	2 (0.03%)	\$102.00 (0.02%)
47.	South Dakota	347 (0.16%)	293 (0.16%)	550 (0.13%)	42.36%	3.84	00:04:38	2.00%	11 (0.17%)	\$714.00 (0.15%)
48.	Mississippi	335 (0.16%)	314 (0.17%)	502 (0.12%)	50.20%	2.71	00:02:18	2.59%	13 (0.20%)	\$1,020.00 (0.21%)
49.	North Dakota	299 (0.14%)	266 (0.15%)	432 (0.10%)	48.15%	3.00	00:02:32	1.16%	5 (0.08%)	\$204.00 (0.04%)
50.	Rhode Island	180 (0.08%)	165 (0.09%)	264 (0.06%)	40.15%	3.30	00:02:39	1.52%	4 (0.06%)	\$306.00 (0.06%)
51.	West Virginia	169 (0.08%)	151 (0.08%)	227 (0.05%)	45.81%	2.73	00:02:33	0.44%	1 (0.02%)	\$0.00 (0.00%)
52.	Delaware	108 (0.05%)	103 (0.06%)	121 (0.03%)	56.20%	2.67	00:01:55	0.00%	0 (0.00%)	\$0.00 (0.00%)

Overview

All Users
100.00% Goal Completions

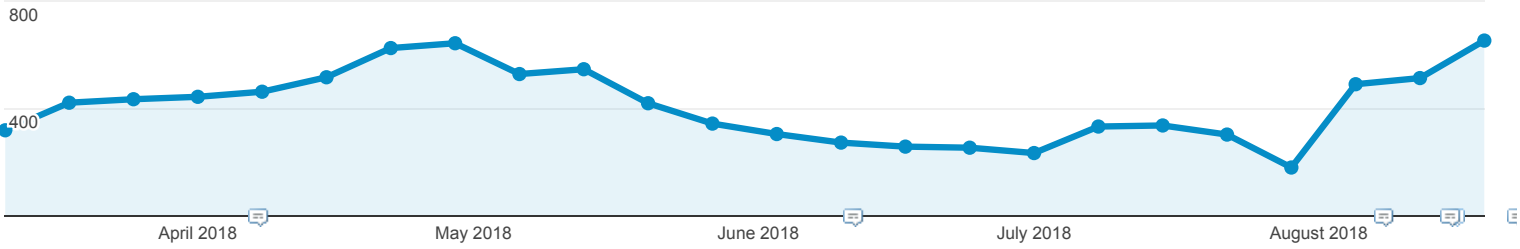
Mar 11, 2018 - Aug 25, 2018

Goal Option:

Goal 4: Apply Click

Overview

Apply Click (Goal 4 Completions)



Apply Click (Goal 4 Completions)

9,846

Apply Click (Goal 4 Value)

\$812,328.00

Apply Click (Goal 4 Conversion Rate)

2.69%

Apply Click (Goal 4 Abandonment Rate)

0.00%

Goal Completion Location	Apply Click (Goal 4 Completions)	% Apply Click (Goal 4 Completions)
1. /	3,105	31.54%
2. /apply-get-started/	1,030	10.46%
3. /registering-information/	599	6.08%
4. /online-learning/	318	3.23%
5. /programs/nursing/bachelor-science-nursing/	197	2.00%
6. /credit-classes/	196	1.99%
7. /campuses/steamboat-springs/	194	1.97%
8. (entrance)	189	1.92%
9. /campuses/vail-valley-edwards/	157	1.59%
10. /programs/nursing/aas-degree/	155	1.57%

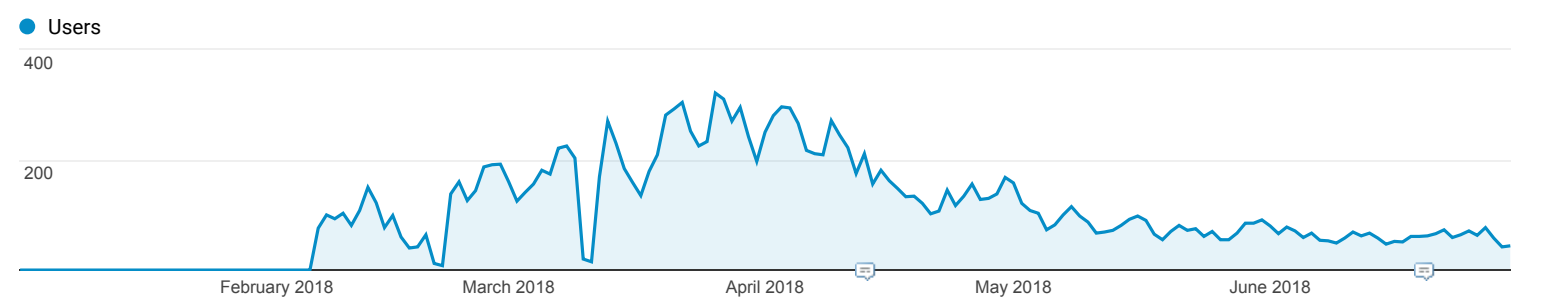
Paid Search Traffic

All Users
7.25% Users

Jan 1, 2018 - Jun 30, 2018

Explorer

Summary



Keyword	Acquisition			Behavior			Conversions Goal 4: Apply Click		
	Users	New Users	Sessions	Bounce Rate	Pages / Session	Avg. Session Duration	Apply Click (Goal 4 Conversion Rate)	Apply Click (Goal 4 Completions)	Apply Click (Goal 4 Value)
	15,857 <small>% of Total: 7.25% (218,691)</small>	13,603 <small>% of Total: 7.00% (194,244)</small>	20,612 <small>% of Total: 4.63% (445,424)</small>	56.91% <small>Avg for View: 53.00% (7.38%)</small>	2.59 <small>Avg for View: 2.77 (-6.79%)</small>	00:02:09 <small>Avg for View: 00:03:02 (-29.16%)</small>	2.31% <small>Avg for View: 1.53% (51.23%)</small>	476 <small>% of Total: 7.00% (6,802)</small>	\$26,112.00 <small>% of Total: 5.21% (\$501,642.00)</small>
1. (not set)	13,051 <small>(81.67%)</small>	11,117 <small>(81.72%)</small>	17,141 <small>(83.16%)</small>	56.91%	2.56	00:02:07	2.28%	390 <small>(81.93%)</small>	\$22,338.00 <small>(85.55%)</small>
2. colorado mountain college	693 <small>(4.34%)</small>	455 <small>(3.34%)</small>	1,004 <small>(4.87%)</small>	38.15%	3.76	00:04:21	4.98%	50 <small>(10.50%)</small>	\$2,142.00 <small>(8.20%)</small>
3. +mountain +colleges	187 <small>(1.17%)</small>	97 <small>(0.71%)</small>	276 <small>(1.34%)</small>	48.91%	2.66	00:02:42	2.54%	7 <small>(1.47%)</small>	\$306.00 <small>(1.17%)</small>
4. firefighter degree	183 <small>(1.15%)</small>	179 <small>(1.32%)</small>	197 <small>(0.96%)</small>	81.73%	1.47	00:00:25	2.54%	5 <small>(1.05%)</small>	\$204.00 <small>(0.78%)</small>
5. hospitality management degree	179 <small>(1.12%)</small>	178 <small>(1.31%)</small>	185 <small>(0.90%)</small>	52.97%	3.43	00:00:51	1.08%	2 <small>(0.42%)</small>	\$0.00 <small>(0.00%)</small>
6. bachelors of business	141 <small>(0.88%)</small>	141 <small>(1.04%)</small>	171 <small>(0.83%)</small>	57.89%	2.74	00:01:17	2.92%	5 <small>(1.05%)</small>	\$204.00 <small>(0.78%)</small>
7. colorado college	107 <small>(0.67%)</small>	104 <small>(0.76%)</small>	112 <small>(0.54%)</small>	67.86%	1.77	00:00:53	0.00%	0 <small>(0.00%)</small>	\$0.00 <small>(0.00%)</small>
8. culinary school	75 <small>(0.47%)</small>	73 <small>(0.54%)</small>	79 <small>(0.38%)</small>	78.48%	1.58	00:00:48	1.27%	1 <small>(0.21%)</small>	\$0.00 <small>(0.00%)</small>
9. +colorado +colleges	49 <small>(0.31%)</small>	32 <small>(0.24%)</small>	59 <small>(0.29%)</small>	47.46%	2.81	00:02:38	3.39%	2 <small>(0.42%)</small>	\$102.00 <small>(0.39%)</small>
10. colorado community college	48 <small>(0.30%)</small>	47 <small>(0.35%)</small>	50 <small>(0.24%)</small>	60.00%	2.20	00:01:01	0.00%	0 <small>(0.00%)</small>	\$0.00 <small>(0.00%)</small>
11. environmental sustainability	45 <small>(0.28%)</small>	45 <small>(0.33%)</small>	45 <small>(0.22%)</small>	84.44%	1.20	00:00:22	0.00%	0 <small>(0.00%)</small>	\$0.00 <small>(0.00%)</small>
12. +colorado +community +college	44 <small>(0.28%)</small>	44 <small>(0.32%)</small>	44 <small>(0.21%)</small>	56.82%	1.91	00:01:35	0.00%	0 <small>(0.00%)</small>	\$0.00 <small>(0.00%)</small>
13. rocky mountain college	39 <small>(0.24%)</small>	38 <small>(0.28%)</small>	40 <small>(0.19%)</small>	77.50%	1.45	00:00:13	0.00%	0 <small>(0.00%)</small>	\$0.00 <small>(0.00%)</small>
14. +environmental +sustainability	36 <small>(0.23%)</small>	36 <small>(0.26%)</small>	36 <small>(0.17%)</small>	86.11%	1.44	00:00:44	0.00%	0 <small>(0.00%)</small>	\$0.00 <small>(0.00%)</small>
15. environmental science degree	28 <small>(0.18%)</small>	28 <small>(0.21%)</small>	28 <small>(0.14%)</small>	78.57%	1.36	00:00:28	3.57%	1 <small>(0.21%)</small>	\$0.00 <small>(0.00%)</small>
16. culinary schools	27 <small>(0.17%)</small>	26 <small>(0.19%)</small>	27 <small>(0.13%)</small>	55.56%	1.74	00:00:41	0.00%	0 <small>(0.00%)</small>	\$0.00 <small>(0.00%)</small>
17. mountain colleges	25 <small>(0.16%)</small>	11 <small>(0.08%)</small>	31 <small>(0.15%)</small>	51.61%	2.65	00:04:47	3.23%	1 <small>(0.21%)</small>	\$102.00 <small>(0.39%)</small>
18. +firefighter +college	24	24	24	91.67%	1.12	00:01:12	4.17%	1	\$102.00

rank	keyword	count	count	count	percentage	avg. length	duration	percentage	count	price
18.	firefighter college	24 (0.15%)	24 (0.18%)	25 (0.12%)	91.67%	1.12	00:01:12	4.17%	0 (0.00%)	\$0.00 (0.00%)
19.	college in colorado	24 (0.15%)	24 (0.18%)	25 (0.12%)	88.00%	1.36	00:00:19	0.00%	0 (0.00%)	\$0.00 (0.00%)
20.	+colorado +college	23 (0.14%)	20 (0.15%)	26 (0.13%)	53.85%	3.19	00:02:36	3.85%	1 (0.21%)	\$0.00 (0.00%)
21.	+environmental +science +college	20 (0.13%)	19 (0.14%)	20 (0.10%)	75.00%	1.40	00:00:21	0.00%	0 (0.00%)	\$0.00 (0.00%)
22.	+environmental +science +degree	19 (0.12%)	18 (0.13%)	19 (0.09%)	78.95%	1.37	00:00:07	0.00%	0 (0.00%)	\$0.00 (0.00%)
23.	+environmental +science +school	19 (0.12%)	19 (0.14%)	19 (0.09%)	84.21%	1.21	00:00:08	0.00%	0 (0.00%)	\$0.00 (0.00%)
24.	+outdoor +leadership +schools	19 (0.12%)	19 (0.14%)	19 (0.09%)	89.47%	1.37	00:00:18	0.00%	0 (0.00%)	\$0.00 (0.00%)
25.	environmental science degrees	18 (0.11%)	18 (0.13%)	18 (0.09%)	77.78%	1.50	00:00:36	0.00%	0 (0.00%)	\$0.00 (0.00%)
26.	+college +in +colorado	17 (0.11%)	17 (0.12%)	19 (0.09%)	47.37%	2.26	00:01:22	5.26%	1 (0.21%)	\$102.00 (0.39%)
27.	+environmental +science +colleges	17 (0.11%)	17 (0.12%)	17 (0.08%)	58.82%	2.59	00:01:09	0.00%	0 (0.00%)	\$0.00 (0.00%)
28.	+rocky +mountain +college	17 (0.11%)	14 (0.10%)	20 (0.10%)	80.00%	1.50	00:01:23	0.00%	0 (0.00%)	\$0.00 (0.00%)
29.	+environmental +science +degrees	16 (0.10%)	15 (0.11%)	16 (0.08%)	93.75%	1.06	00:00:01	0.00%	0 (0.00%)	\$0.00 (0.00%)
30.	+hospitality +degree	13 (0.08%)	13 (0.10%)	13 (0.06%)	53.85%	2.23	00:01:09	0.00%	0 (0.00%)	\$0.00 (0.00%)
31.	+culinary +arts +college	12 (0.08%)	11 (0.08%)	13 (0.06%)	61.54%	3.85	00:01:44	0.00%	0 (0.00%)	\$0.00 (0.00%)
32.	+firefighter +colleges	12 (0.08%)	11 (0.08%)	12 (0.06%)	91.67%	1.25	00:00:18	0.00%	0 (0.00%)	\$0.00 (0.00%)
33.	colorado mountain college edwards	12 (0.08%)	6 (0.04%)	15 (0.07%)	6.67%	4.87	00:06:06	0.00%	0 (0.00%)	\$0.00 (0.00%)
34.	+culinary +college	11 (0.07%)	11 (0.08%)	11 (0.05%)	54.55%	7.55	00:09:15	0.00%	0 (0.00%)	\$0.00 (0.00%)
35.	+environmental +science +program	11 (0.07%)	11 (0.08%)	12 (0.06%)	83.33%	1.50	00:00:06	0.00%	0 (0.00%)	\$0.00 (0.00%)
36.	+environmental +science +programs	11 (0.07%)	11 (0.08%)	11 (0.05%)	63.64%	1.45	00:00:09	0.00%	0 (0.00%)	\$0.00 (0.00%)
37.	+mountain +community +college	11 (0.07%)	10 (0.07%)	11 (0.05%)	63.64%	1.91	00:00:50	0.00%	0 (0.00%)	\$0.00 (0.00%)
38.	colorado mountain college steamboat springs	11 (0.07%)	8 (0.06%)	13 (0.06%)	15.38%	7.77	00:09:11	7.69%	1 (0.21%)	\$102.00 (0.39%)
39.	outdoor leadership schools	11 (0.07%)	11 (0.08%)	12 (0.06%)	83.33%	1.17	00:00:04	0.00%	0 (0.00%)	\$0.00 (0.00%)
40.	+community +college +colorado	10 (0.06%)	9 (0.07%)	11 (0.05%)	72.73%	2.55	00:00:38	9.09%	1 (0.21%)	\$0.00 (0.00%)
41.	+hospitality +college	10 (0.06%)	10 (0.07%)	10 (0.05%)	30.00%	3.60	00:03:07	0.00%	0 (0.00%)	\$0.00 (0.00%)
42.	community colleges in colorado	10 (0.06%)	10 (0.07%)	11 (0.05%)	54.55%	2.27	00:01:35	0.00%	0 (0.00%)	\$0.00 (0.00%)
43.	culinary institutes	10 (0.06%)	10 (0.07%)	10 (0.05%)	60.00%	2.40	00:03:45	0.00%	0 (0.00%)	\$0.00 (0.00%)
44.	firefighter school	10 (0.06%)	10 (0.07%)	11 (0.05%)	81.82%	1.27	00:00:11	0.00%	0 (0.00%)	\$0.00 (0.00%)
45.	hospitality degree	10 (0.06%)	10 (0.07%)	10 (0.05%)	60.00%	1.90	00:00:19	0.00%	0 (0.00%)	\$0.00 (0.00%)
46.	ski area management	10 (0.06%)	9 (0.07%)	11 (0.05%)	72.73%	1.82	00:00:23	0.00%	0 (0.00%)	\$0.00 (0.00%)
47.	fire science degree	9 (0.06%)	9 (0.07%)	9 (0.04%)	100.00%	1.00	00:00:00	0.00%	0 (0.00%)	\$0.00 (0.00%)
48.	fire science degrees	9 (0.06%)	9 (0.07%)	9 (0.04%)	66.67%	1.89	00:01:47	0.00%	0 (0.00%)	\$0.00 (0.00%)
49.	firefighter college	9 (0.06%)	7 (0.05%)	10 (0.05%)	40.00%	2.80	00:02:44	0.00%	0 (0.00%)	\$0.00 (0.00%)
50.	+culinary +colleges	8 (0.05%)	7 (0.05%)	8 (0.04%)	75.00%	1.75	00:00:40	0.00%	0 (0.00%)	\$0.00 (0.00%)
51.	+environmental +science +majors	8 (0.05%)	8 (0.06%)	8 (0.04%)	100.00%	1.00	00:00:00	0.00%	0 (0.00%)	\$0.00 (0.00%)

52.	+hospitality +schools	8 (0.05%)	7 (0.05%)	8 (0.04%)	62.50%	2.25	00:00:54	0.00%	0 (0.00%)	\$0.00 (0.00%)
53.	environmental science majors	8 (0.05%)	7 (0.05%)	9 (0.04%)	66.67%	1.67	00:03:03	0.00%	0 (0.00%)	\$0.00 (0.00%)
54.	firefighter schools	8 (0.05%)	8 (0.06%)	8 (0.04%)	87.50%	1.25	00:00:05	0.00%	0 (0.00%)	\$0.00 (0.00%)
55.	+colorado +mountain +college	7 (0.04%)	6 (0.04%)	7 (0.03%)	14.29%	3.57	00:01:55	0.00%	0 (0.00%)	\$0.00 (0.00%)
56.	+culinary +institutes	7 (0.04%)	7 (0.05%)	7 (0.03%)	57.14%	1.57	00:00:23	0.00%	0 (0.00%)	\$0.00 (0.00%)
57.	+environmental +science +schools	7 (0.04%)	7 (0.05%)	7 (0.03%)	85.71%	1.43	00:00:23	0.00%	0 (0.00%)	\$0.00 (0.00%)
58.	culinary program	7 (0.04%)	7 (0.05%)	7 (0.03%)	100.00%	1.00	00:00:00	0.00%	0 (0.00%)	\$0.00 (0.00%)
59.	firefighter colleges	7 (0.04%)	7 (0.05%)	7 (0.03%)	85.71%	1.29	00:00:12	0.00%	0 (0.00%)	\$0.00 (0.00%)
60.	hospitality major	7 (0.04%)	7 (0.05%)	7 (0.03%)	85.71%	1.29	00:00:04	0.00%	0 (0.00%)	\$0.00 (0.00%)
61.	hospitality school	7 (0.04%)	7 (0.05%)	7 (0.03%)	71.43%	2.57	00:01:21	0.00%	0 (0.00%)	\$0.00 (0.00%)
62.	+environmental +science +major	6 (0.04%)	6 (0.04%)	7 (0.03%)	85.71%	5.00	00:02:17	0.00%	0 (0.00%)	\$0.00 (0.00%)
63.	+fire +science +colleges	6 (0.04%)	5 (0.04%)	8 (0.04%)	87.50%	1.25	00:01:30	0.00%	0 (0.00%)	\$0.00 (0.00%)
64.	+firefighter +degree	6 (0.04%)	6 (0.04%)	6 (0.03%)	100.00%	1.00	00:00:00	0.00%	0 (0.00%)	\$0.00 (0.00%)
65.	+firefighter +program	6 (0.04%)	6 (0.04%)	6 (0.03%)	83.33%	1.17	00:00:05	0.00%	0 (0.00%)	\$0.00 (0.00%)
66.	+mountain +community +colleges	6 (0.04%)	5 (0.04%)	6 (0.03%)	50.00%	2.67	00:00:41	0.00%	0 (0.00%)	\$0.00 (0.00%)
67.	+rn +bsn +online	6 (0.04%)	6 (0.04%)	7 (0.03%)	100.00%	1.00	00:00:00	0.00%	0 (0.00%)	\$0.00 (0.00%)
68.	business degrees	6 (0.04%)	6 (0.04%)	6 (0.03%)	83.33%	1.33	00:00:07	0.00%	0 (0.00%)	\$0.00 (0.00%)
69.	colorado colleges	6 (0.04%)	5 (0.04%)	6 (0.03%)	66.67%	2.00	00:01:13	0.00%	0 (0.00%)	\$0.00 (0.00%)
70.	colorado mountain college leadville	6 (0.04%)	4 (0.03%)	6 (0.03%)	16.67%	3.33	00:02:55	0.00%	0 (0.00%)	\$0.00 (0.00%)
71.	culinary arts program	6 (0.04%)	6 (0.04%)	6 (0.03%)	66.67%	1.67	00:01:07	0.00%	0 (0.00%)	\$0.00 (0.00%)
72.	culinary arts school	6 (0.04%)	6 (0.04%)	6 (0.03%)	50.00%	3.50	00:01:18	0.00%	0 (0.00%)	\$0.00 (0.00%)
73.	culinary college	6 (0.04%)	6 (0.04%)	6 (0.03%)	83.33%	1.17	00:00:05	0.00%	0 (0.00%)	\$0.00 (0.00%)
74.	hospitality schools	6 (0.04%)	6 (0.04%)	6 (0.03%)	50.00%	3.67	00:01:16	0.00%	0 (0.00%)	\$0.00 (0.00%)
75.	rocky mountain community college	6 (0.04%)	6 (0.04%)	6 (0.03%)	33.33%	6.50	00:07:49	0.00%	0 (0.00%)	\$0.00 (0.00%)
76.	+business +degrees	5 (0.03%)	5 (0.04%)	8 (0.04%)	75.00%	3.25	00:00:55	0.00%	0 (0.00%)	\$0.00 (0.00%)
77.	+firefighter +schools	5 (0.03%)	5 (0.04%)	5 (0.02%)	40.00%	1.80	00:00:52	0.00%	0 (0.00%)	\$0.00 (0.00%)
78.	+hospitality +school	5 (0.03%)	5 (0.04%)	5 (0.02%)	20.00%	3.00	00:01:06	0.00%	0 (0.00%)	\$0.00 (0.00%)
79.	+mountain +college	5 (0.03%)	1 (0.01%)	18 (0.09%)	50.00%	2.28	00:03:07	5.56%	1 (0.21%)	\$0.00 (0.00%)
80.	+outdoor +education +schools	5 (0.03%)	5 (0.04%)	5 (0.02%)	40.00%	3.20	00:01:41	0.00%	0 (0.00%)	\$0.00 (0.00%)
81.	+sustainability +college	5 (0.03%)	5 (0.04%)	5 (0.02%)	100.00%	1.00	00:00:00	0.00%	0 (0.00%)	\$0.00 (0.00%)
82.	+sustainability +school	5 (0.03%)	5 (0.04%)	6 (0.03%)	100.00%	1.00	00:00:00	0.00%	0 (0.00%)	\$0.00 (0.00%)
83.	colorado community colleges	5 (0.03%)	5 (0.04%)	5 (0.02%)	40.00%	3.00	00:02:48	0.00%	0 (0.00%)	\$0.00 (0.00%)
84.	colorado mountain college breckenridge	5 (0.03%)	4 (0.03%)	5 (0.02%)	20.00%	5.60	00:02:44	20.00%	1 (0.21%)	\$0.00 (0.00%)
85.	culinary colleges	5 (0.03%)	5 (0.04%)	6 (0.03%)	66.67%	2.00	00:00:43	0.00%	0 (0.00%)	\$0.00 (0.00%)

86.	hospitality degrees	5 (0.03%)	4 (0.03%)	5 (0.02%)	60.00%	2.80	00:01:27	0.00%	0 (0.00%)	\$0.00 (0.00%)
87.	hotel management schools	5 (0.03%)	5 (0.04%)	5 (0.02%)	20.00%	3.00	00:00:46	20.00%	1 (0.21%)	\$102.00 (0.39%)
88.	outdoor education programs	5 (0.03%)	5 (0.04%)	5 (0.02%)	40.00%	4.80	00:04:56	0.00%	0 (0.00%)	\$0.00 (0.00%)
89.	outdoor leadership programs	5 (0.03%)	5 (0.04%)	5 (0.02%)	60.00%	1.40	00:00:03	0.00%	0 (0.00%)	\$0.00 (0.00%)
90.	sustainability colleges	5 (0.03%)	5 (0.04%)	5 (0.02%)	80.00%	2.20	00:03:03	0.00%	0 (0.00%)	\$0.00 (0.00%)
91.	sustainability studies	5 (0.03%)	4 (0.03%)	5 (0.02%)	80.00%	4.60	00:03:33	0.00%	0 (0.00%)	\$0.00 (0.00%)
92.	+bachelors +nursing	4 (0.03%)	4 (0.03%)	4 (0.02%)	25.00%	2.50	00:00:47	0.00%	0 (0.00%)	\$0.00 (0.00%)
93.	+colorado +community +colleges	4 (0.03%)	3 (0.02%)	4 (0.02%)	100.00%	1.00	00:00:00	0.00%	0 (0.00%)	\$0.00 (0.00%)
94.	+colorado +fire +academy	4 (0.03%)	4 (0.03%)	4 (0.02%)	50.00%	4.25	00:23:02	0.00%	0 (0.00%)	\$0.00 (0.00%)
95.	+colorado +junior +college	4 (0.03%)	4 (0.03%)	4 (0.02%)	100.00%	1.00	00:00:00	0.00%	0 (0.00%)	\$0.00 (0.00%)
96.	+colorado +mountain +college +edwards	4 (0.03%)	2 (0.01%)	5 (0.02%)	60.00%	1.80	00:04:59	0.00%	0 (0.00%)	\$0.00 (0.00%)
97.	+culinary +arts +degrees	4 (0.03%)	4 (0.03%)	4 (0.02%)	75.00%	1.25	00:00:30	0.00%	0 (0.00%)	\$0.00 (0.00%)
98.	+culinary +arts +school	4 (0.03%)	4 (0.03%)	4 (0.02%)	75.00%	1.75	00:00:40	0.00%	0 (0.00%)	\$0.00 (0.00%)
99.	+culinary +schools	4 (0.03%)	4 (0.03%)	4 (0.02%)	75.00%	1.50	00:00:41	0.00%	0 (0.00%)	\$0.00 (0.00%)
100.	+hospitality +program	4 (0.03%)	4 (0.03%)	4 (0.02%)	50.00%	2.00	00:00:25	0.00%	0 (0.00%)	\$0.00 (0.00%)
101.	+hospitality +programs	4 (0.03%)	3 (0.02%)	4 (0.02%)	50.00%	3.75	00:01:17	0.00%	0 (0.00%)	\$0.00 (0.00%)
102.	+outdoor +leadership +school	4 (0.03%)	3 (0.02%)	5 (0.02%)	60.00%	1.40	00:00:41	0.00%	0 (0.00%)	\$0.00 (0.00%)
103.	+outdoor +recreation +program	4 (0.03%)	4 (0.03%)	5 (0.02%)	80.00%	1.40	00:00:06	0.00%	0 (0.00%)	\$0.00 (0.00%)
104.	+ski +colleges	4 (0.03%)	3 (0.02%)	4 (0.02%)	50.00%	4.75	00:02:26	0.00%	0 (0.00%)	\$0.00 (0.00%)
105.	colleges in colorado	4 (0.03%)	4 (0.03%)	4 (0.02%)	50.00%	2.00	00:00:58	0.00%	0 (0.00%)	\$0.00 (0.00%)
106.	culinary degrees	4 (0.03%)	4 (0.03%)	4 (0.02%)	50.00%	1.75	00:00:41	0.00%	0 (0.00%)	\$0.00 (0.00%)
107.	culinary schools in colorado	4 (0.03%)	4 (0.03%)	6 (0.03%)	66.67%	1.67	00:00:32	0.00%	0 (0.00%)	\$0.00 (0.00%)
108.	environmental science major	4 (0.03%)	4 (0.03%)	4 (0.02%)	50.00%	1.50	00:00:09	0.00%	0 (0.00%)	\$0.00 (0.00%)
109.	hospitality program	4 (0.03%)	2 (0.01%)	4 (0.02%)	50.00%	2.50	00:00:34	0.00%	0 (0.00%)	\$0.00 (0.00%)
110.	mountain college	4 (0.03%)	4 (0.03%)	4 (0.02%)	50.00%	1.25	00:00:12	25.00%	1 (0.21%)	\$102.00 (0.39%)
111.	sustainability schools	4 (0.03%)	4 (0.03%)	4 (0.02%)	100.00%	1.00	00:00:00	0.00%	0 (0.00%)	\$0.00 (0.00%)
112.	+bsn +online	3 (0.02%)	3 (0.02%)	4 (0.02%)	100.00%	1.00	00:00:00	0.00%	0 (0.00%)	\$0.00 (0.00%)
113.	+culinary +arts +program	3 (0.02%)	2 (0.01%)	3 (0.01%)	66.67%	1.67	00:00:29	0.00%	0 (0.00%)	\$0.00 (0.00%)
114.	+culinary +degrees	3 (0.02%)	3 (0.02%)	3 (0.01%)	66.67%	1.33	00:00:13	0.00%	0 (0.00%)	\$0.00 (0.00%)
115.	+degree +in +sustainability	3 (0.02%)	3 (0.02%)	3 (0.01%)	100.00%	1.00	00:00:00	0.00%	0 (0.00%)	\$0.00 (0.00%)
116.	+environmental +school +colorado	3 (0.02%)	3 (0.02%)	4 (0.02%)	75.00%	2.00	00:00:44	0.00%	0 (0.00%)	\$0.00 (0.00%)
117.	+fire +science +college	3 (0.02%)	3 (0.02%)	3 (0.01%)	100.00%	1.00	00:00:00	0.00%	0 (0.00%)	\$0.00 (0.00%)
118.	+firefighter +major	3 (0.02%)	3 (0.02%)	3 (0.01%)	100.00%	1.00	00:00:00	0.00%	0 (0.00%)	\$0.00 (0.00%)
119.	+firefighter +programs	3 (0.02%)	3 (0.02%)	3 (0.01%)	66.67%	1.33	00:00:09	0.00%	0 (0.00%)	\$0.00 (0.00%)

120.	+firefighter +school	3 (0.02%)	3 (0.02%)	3 (0.01%)	100.00%	1.00	00:00:00	0.00%	0 (0.00%)	\$0.00 (0.00%)
121.	+hospitality +colleges	3 (0.02%)	2 (0.01%)	3 (0.01%)	33.33%	5.33	00:03:03	0.00%	0 (0.00%)	\$0.00 (0.00%)
122.	+hospitality +majors	3 (0.02%)	2 (0.01%)	3 (0.01%)	100.00%	1.00	00:00:00	0.00%	0 (0.00%)	\$0.00 (0.00%)
123.	+junior +colleges +colorado	3 (0.02%)	3 (0.02%)	3 (0.01%)	100.00%	1.00	00:00:00	0.00%	0 (0.00%)	\$0.00 (0.00%)
124.	+outdoor +leadership +programs	3 (0.02%)	3 (0.02%)	3 (0.01%)	33.33%	3.33	00:03:55	0.00%	0 (0.00%)	\$0.00 (0.00%)
125.	+outdoor +recreation +programs	3 (0.02%)	3 (0.02%)	3 (0.01%)	33.33%	2.67	00:00:30	0.00%	0 (0.00%)	\$0.00 (0.00%)
126.	+rocky +mountain +community +college	3 (0.02%)	3 (0.02%)	3 (0.01%)	33.33%	4.00	00:01:47	0.00%	0 (0.00%)	\$0.00 (0.00%)
127.	+snowboard +college	3 (0.02%)	3 (0.02%)	3 (0.01%)	0.00%	4.33	00:02:01	0.00%	0 (0.00%)	\$0.00 (0.00%)
128.	+sustainability +colleges	3 (0.02%)	2 (0.01%)	3 (0.01%)	66.67%	1.67	00:00:41	0.00%	0 (0.00%)	\$0.00 (0.00%)
129.	+sustainability +schools	3 (0.02%)	3 (0.02%)	3 (0.01%)	100.00%	1.00	00:00:00	0.00%	0 (0.00%)	\$0.00 (0.00%)
130.	colorado fire academy	3 (0.02%)	2 (0.01%)	3 (0.01%)	100.00%	1.00	00:00:00	0.00%	0 (0.00%)	\$0.00 (0.00%)
131.	community colleges colorado	3 (0.02%)	2 (0.01%)	4 (0.02%)	75.00%	1.75	00:00:15	0.00%	0 (0.00%)	\$0.00 (0.00%)
132.	culinary arts programs	3 (0.02%)	3 (0.02%)	4 (0.02%)	50.00%	4.75	00:06:22	25.00%	1 (0.21%)	\$0.00 (0.00%)
133.	culinary arts schools	3 (0.02%)	2 (0.01%)	3 (0.01%)	100.00%	1.00	00:00:00	0.00%	0 (0.00%)	\$0.00 (0.00%)
134.	culinary programs	3 (0.02%)	3 (0.02%)	3 (0.01%)	66.67%	1.67	00:00:28	0.00%	0 (0.00%)	\$0.00 (0.00%)
135.	environmental science colleges	3 (0.02%)	3 (0.02%)	4 (0.02%)	100.00%	1.00	00:00:00	0.00%	0 (0.00%)	\$0.00 (0.00%)
136.	environmental science program	3 (0.02%)	3 (0.02%)	3 (0.01%)	66.67%	2.00	00:00:37	0.00%	0 (0.00%)	\$0.00 (0.00%)
137.	firefighter program	3 (0.02%)	3 (0.02%)	3 (0.01%)	66.67%	1.67	00:00:13	0.00%	0 (0.00%)	\$0.00 (0.00%)
138.	outdoor recreation degrees	3 (0.02%)	3 (0.02%)	3 (0.01%)	33.33%	2.33	00:00:42	0.00%	0 (0.00%)	\$0.00 (0.00%)
139.	resort management colleges	3 (0.02%)	1 (0.01%)	4 (0.02%)	50.00%	3.50	00:00:50	0.00%	0 (0.00%)	\$0.00 (0.00%)
140.	sustainability degree	3 (0.02%)	3 (0.02%)	3 (0.01%)	66.67%	1.33	00:00:04	0.00%	0 (0.00%)	\$0.00 (0.00%)
141.	+colleges +for +environmental +science	2 (0.01%)	2 (0.01%)	2 (0.01%)	50.00%	1.50	00:00:05	0.00%	0 (0.00%)	\$0.00 (0.00%)
142.	+colleges +in +colorado	2 (0.01%)	2 (0.01%)	2 (0.01%)	50.00%	2.50	00:01:15	0.00%	0 (0.00%)	\$0.00 (0.00%)
143.	+colorado +business +colleges	2 (0.01%)	2 (0.01%)	2 (0.01%)	50.00%	2.00	00:00:50	0.00%	0 (0.00%)	\$0.00 (0.00%)
144.	+colorado +culinary +arts	2 (0.01%)	1 (0.01%)	3 (0.01%)	66.67%	1.33	00:00:17	0.00%	0 (0.00%)	\$0.00 (0.00%)
145.	+culinary +arts +colleges	2 (0.01%)	2 (0.01%)	2 (0.01%)	100.00%	1.00	00:00:00	0.00%	0 (0.00%)	\$0.00 (0.00%)
146.	+culinary +arts +majors	2 (0.01%)	2 (0.01%)	2 (0.01%)	100.00%	1.00	00:00:00	0.00%	0 (0.00%)	\$0.00 (0.00%)
147.	+culinary +arts +schools	2 (0.01%)	2 (0.01%)	2 (0.01%)	50.00%	2.50	00:01:54	0.00%	0 (0.00%)	\$0.00 (0.00%)
148.	+culinary +school +colorado	2 (0.01%)	2 (0.01%)	2 (0.01%)	100.00%	1.00	00:00:00	0.00%	0 (0.00%)	\$0.00 (0.00%)
149.	+fire +school +colorado	2 (0.01%)	2 (0.01%)	2 (0.01%)	100.00%	1.00	00:00:00	0.00%	0 (0.00%)	\$0.00 (0.00%)
150.	+fire +science +degrees	2 (0.01%)	2 (0.01%)	2 (0.01%)	100.00%	1.00	00:00:00	0.00%	0 (0.00%)	\$0.00 (0.00%)
151.	+fire +science +programs	2 (0.01%)	2 (0.01%)	2 (0.01%)	0.00%	3.00	00:02:05	0.00%	0 (0.00%)	\$0.00 (0.00%)
152.	+hospitality +degrees	2 (0.01%)	2 (0.01%)	2 (0.01%)	50.00%	2.00	00:00:29	0.00%	0 (0.00%)	\$0.00 (0.00%)
153.	+hospitality +management +degree	2 (0.01%)	2 (0.01%)	2 (0.01%)	100.00%	1.00	00:00:00	0.00%	0 (0.00%)	\$0.00 (0.00%)
154.	+hotel +management +schools	2	2	2	50.00%	1.00	00:00:00	0.00%	0	\$0.00

	+hotel +management +schools	2 (0.01%)	2 (0.01%)	2 (0.01%)	50.00%	1.00	00:00:00		0.00%	0 (0.00%)	\$0.00 (0.00%)
155.	+outdoor +education +degrees	2 (0.01%)	2 (0.01%)	2 (0.01%)	100.00%	1.00	00:00:00		0.00%	0 (0.00%)	\$0.00 (0.00%)
156.	+outdoor +education +programs	2 (0.01%)	2 (0.01%)	2 (0.01%)	50.00%	2.00	00:00:33		0.00%	0 (0.00%)	\$0.00 (0.00%)
157.	+outdoor +education +school	2 (0.01%)	2 (0.01%)	2 (0.01%)	100.00%	1.00	00:00:00		0.00%	0 (0.00%)	\$0.00 (0.00%)
158.	+recreation and +outdoor +education	2 (0.01%)	2 (0.01%)	2 (0.01%)	50.00%	1.50	00:00:16		0.00%	0 (0.00%)	\$0.00 (0.00%)
159.	+resort +management +college	2 (0.01%)	0 (0.00%)	4 (0.02%)	0.00%	6.00	00:16:48		0.00%	0 (0.00%)	\$0.00 (0.00%)
160.	+ski +college	2 (0.01%)	2 (0.01%)	2 (0.01%)	100.00%	1.00	00:00:00		0.00%	0 (0.00%)	\$0.00 (0.00%)
161.	+ski +university	2 (0.01%)	2 (0.01%)	3 (0.01%)	100.00%	1.00	00:00:00		0.00%	0 (0.00%)	\$0.00 (0.00%)
162.	business colleges in colorado	2 (0.01%)	2 (0.01%)	2 (0.01%)	100.00%	1.00	00:00:00		0.00%	0 (0.00%)	\$0.00 (0.00%)
163.	business school	2 (0.01%)	2 (0.01%)	2 (0.01%)	50.00%	1.50	00:00:10		0.00%	0 (0.00%)	\$0.00 (0.00%)
164.	colleges with culinary programs	2 (0.01%)	2 (0.01%)	2 (0.01%)	100.00%	1.00	00:00:00		0.00%	0 (0.00%)	\$0.00 (0.00%)
165.	colorado junior college	2 (0.01%)	2 (0.01%)	2 (0.01%)	50.00%	3.50	00:02:59		0.00%	0 (0.00%)	\$0.00 (0.00%)
166.	colorado mountain college glendwood springs	2 (0.01%)	1 (0.01%)	2 (0.01%)	50.00%	1.50	00:00:22		0.00%	0 (0.00%)	\$0.00 (0.00%)
167.	culinary arts college	2 (0.01%)	2 (0.01%)	2 (0.01%)	100.00%	1.00	00:00:00		0.00%	0 (0.00%)	\$0.00 (0.00%)
168.	culinary majors	2 (0.01%)	2 (0.01%)	2 (0.01%)	100.00%	1.00	00:00:00		0.00%	0 (0.00%)	\$0.00 (0.00%)
169.	degrees in business	2 (0.01%)	2 (0.01%)	2 (0.01%)	100.00%	1.00	00:00:00		0.00%	0 (0.00%)	\$0.00 (0.00%)
170.	degrees in sustainability	2 (0.01%)	2 (0.01%)	2 (0.01%)	50.00%	2.00	00:00:29		0.00%	0 (0.00%)	\$0.00 (0.00%)
171.	environmental science programs	2 (0.01%)	2 (0.01%)	2 (0.01%)	0.00%	2.50	00:01:39		0.00%	0 (0.00%)	\$0.00 (0.00%)
172.	fire science programs	2 (0.01%)	2 (0.01%)	2 (0.01%)	100.00%	1.00	00:00:00		0.00%	0 (0.00%)	\$0.00 (0.00%)
173.	firefighter degrees	2 (0.01%)	2 (0.01%)	2 (0.01%)	50.00%	2.00	00:00:44		0.00%	0 (0.00%)	\$0.00 (0.00%)
174.	firefighter programs	2 (0.01%)	2 (0.01%)	2 (0.01%)	50.00%	2.50	00:02:11		0.00%	0 (0.00%)	\$0.00 (0.00%)
175.	hospitality colleges	2 (0.01%)	2 (0.01%)	2 (0.01%)	0.00%	8.00	00:03:57		0.00%	0 (0.00%)	\$0.00 (0.00%)
176.	hospitality majors	2 (0.01%)	2 (0.01%)	2 (0.01%)	50.00%	3.50	00:02:15		0.00%	0 (0.00%)	\$0.00 (0.00%)
177.	hotel management degree	2 (0.01%)	2 (0.01%)	2 (0.01%)	100.00%	1.00	00:00:00		0.00%	0 (0.00%)	\$0.00 (0.00%)
178.	junior college colorado	2 (0.01%)	1 (0.01%)	2 (0.01%)	0.00%	5.50	00:01:13		0.00%	0 (0.00%)	\$0.00 (0.00%)
179.	snowboard college	2 (0.01%)	2 (0.01%)	2 (0.01%)	50.00%	3.00	00:01:15		0.00%	0 (0.00%)	\$0.00 (0.00%)
180.	+bachelors +business	1 (0.01%)	1 (0.01%)	1 (0.00%)	100.00%	1.00	00:00:00		0.00%	0 (0.00%)	\$0.00 (0.00%)
181.	+bsn +programs	1 (0.01%)	1 (0.01%)	1 (0.00%)	100.00%	1.00	00:00:00		0.00%	0 (0.00%)	\$0.00 (0.00%)
182.	+business +schools	1 (0.01%)	1 (0.01%)	1 (0.00%)	100.00%	1.00	00:00:00		0.00%	0 (0.00%)	\$0.00 (0.00%)
183.	+colleges +with +hospitality +majors	1 (0.01%)	1 (0.01%)	1 (0.00%)	100.00%	1.00	00:00:00		0.00%	0 (0.00%)	\$0.00 (0.00%)
184.	+colorado +business +degree	1 (0.01%)	0 (0.00%)	1 (0.00%)	0.00%	3.00	00:00:57		0.00%	0 (0.00%)	\$0.00 (0.00%)
185.	+colorado +business +school	1 (0.01%)	1 (0.01%)	1 (0.00%)	100.00%	1.00	00:00:00		0.00%	0 (0.00%)	\$0.00 (0.00%)
186.	+colorado +culinary +school	1 (0.01%)	1 (0.01%)	1 (0.00%)	100.00%	1.00	00:00:00		0.00%	0 (0.00%)	\$0.00 (0.00%)
187.	+community +college +near +ski +resort	1 (0.01%)	1 (0.01%)	1 (0.00%)	0.00%	6.00	00:03:25		0.00%	0 (0.00%)	\$0.00 (0.00%)
188.	+community +colleges	1	1	1	100.00%	1.00	00:00:00		0.00%	0	\$0.00

	+colorado	(0.01%)	(0.01%)	(0.00%)	100.00%	1.00	00:00:00	0.00%	(0.00%)	(0.00%)
189.	+culinary +colleges +colorado	1 (0.01%)	1 (0.01%)	1 (0.00%)	0.00%	15.00	00:09:29	0.00%	0 (0.00%)	\$0.00 (0.00%)
190.	+culinary +degree	1 (0.01%)	1 (0.01%)	1 (0.00%)	100.00%	1.00	00:00:00	0.00%	0 (0.00%)	\$0.00 (0.00%)
191.	+culinary +major	1 (0.01%)	1 (0.01%)	1 (0.00%)	100.00%	1.00	00:00:00	0.00%	0 (0.00%)	\$0.00 (0.00%)
192.	+culinary +program	1 (0.01%)	1 (0.01%)	1 (0.00%)	100.00%	1.00	00:00:00	0.00%	0 (0.00%)	\$0.00 (0.00%)
193.	+culinary +school	1 (0.01%)	1 (0.01%)	1 (0.00%)	0.00%	3.00	00:00:51	0.00%	0 (0.00%)	\$0.00 (0.00%)
194.	+environmental +science +bachelor+degree	1 (0.01%)	0 (0.00%)	1 (0.00%)	100.00%	1.00	00:00:00	0.00%	0 (0.00%)	\$0.00 (0.00%)
195.	+environmental +science +degree +colorado	1 (0.01%)	0 (0.00%)	1 (0.00%)	100.00%	1.00	00:00:00	0.00%	0 (0.00%)	\$0.00 (0.00%)
196.	+fire +science +college +colorado	1 (0.01%)	0 (0.00%)	1 (0.00%)	100.00%	1.00	00:00:00	0.00%	0 (0.00%)	\$0.00 (0.00%)
197.	+fire +science +degree	1 (0.01%)	1 (0.01%)	1 (0.00%)	0.00%	2.00	00:00:21	0.00%	0 (0.00%)	\$0.00 (0.00%)
198.	+fire +science +schools	1 (0.01%)	1 (0.01%)	1 (0.00%)	100.00%	1.00	00:00:00	0.00%	0 (0.00%)	\$0.00 (0.00%)
199.	+firefighter +majors	1 (0.01%)	1 (0.01%)	1 (0.00%)	100.00%	1.00	00:00:00	0.00%	0 (0.00%)	\$0.00 (0.00%)
200.	+hospitality +degree +colorado	1 (0.01%)	1 (0.01%)	1 (0.00%)	100.00%	1.00	00:00:00	0.00%	0 (0.00%)	\$0.00 (0.00%)
201.	+hospitality +major	1 (0.01%)	1 (0.01%)	1 (0.00%)	100.00%	1.00	00:00:00	0.00%	0 (0.00%)	\$0.00 (0.00%)
202.	+hotel +management +degree	1 (0.01%)	1 (0.01%)	1 (0.00%)	100.00%	1.00	00:00:00	0.00%	0 (0.00%)	\$0.00 (0.00%)
203.	+outdoor +education +colorado	1 (0.01%)	1 (0.01%)	1 (0.00%)	0.00%	3.00	00:00:21	0.00%	0 (0.00%)	\$0.00 (0.00%)
204.	+outdoor +leadership +college	1 (0.01%)	0 (0.00%)	1 (0.00%)	100.00%	1.00	00:00:00	0.00%	0 (0.00%)	\$0.00 (0.00%)
205.	+outdoor +leadership +colleges	1 (0.01%)	1 (0.01%)	1 (0.00%)	100.00%	1.00	00:00:00	0.00%	0 (0.00%)	\$0.00 (0.00%)
206.	+outdoor +leadership +degrees	1 (0.01%)	1 (0.01%)	1 (0.00%)	100.00%	1.00	00:00:00	0.00%	0 (0.00%)	\$0.00 (0.00%)
207.	+outdoor +recreation +colleges	1 (0.01%)	1 (0.01%)	1 (0.00%)	0.00%	9.00	00:21:11	0.00%	0 (0.00%)	\$0.00 (0.00%)
208.	+outdoor +recreation +degrees	1 (0.01%)	1 (0.01%)	1 (0.00%)	0.00%	3.00	00:00:44	0.00%	0 (0.00%)	\$0.00 (0.00%)
209.	+outdoor +recreation +management +degree	1 (0.01%)	1 (0.01%)	1 (0.00%)	100.00%	1.00	00:00:00	0.00%	0 (0.00%)	\$0.00 (0.00%)
210.	+outdoor +recreation +school	1 (0.01%)	1 (0.01%)	1 (0.00%)	100.00%	1.00	00:00:00	0.00%	0 (0.00%)	\$0.00 (0.00%)
211.	+resort +management +colleges	1 (0.01%)	1 (0.01%)	1 (0.00%)	0.00%	1.00	00:00:00	0.00%	0 (0.00%)	\$0.00 (0.00%)
212.	+resort +management +school	1 (0.01%)	1 (0.01%)	1 (0.00%)	0.00%	2.00	00:00:08	0.00%	0 (0.00%)	\$0.00 (0.00%)
213.	+rn +bsn	1 (0.01%)	1 (0.01%)	1 (0.00%)	100.00%	1.00	00:00:00	0.00%	0 (0.00%)	\$0.00 (0.00%)
214.	+rn +bsn +colorado	1 (0.01%)	1 (0.01%)	1 (0.00%)	0.00%	1.00	00:01:16	100.00%	1 (0.21%)	\$102.00 (0.39%)
215.	+rocky +mountain +colleges	1 (0.01%)	1 (0.01%)	1 (0.00%)	100.00%	1.00	00:00:00	0.00%	0 (0.00%)	\$0.00 (0.00%)
216.	+snowboard +colleges	1 (0.01%)	1 (0.01%)	2 (0.01%)	50.00%	2.50	00:00:43	0.00%	0 (0.00%)	\$0.00 (0.00%)
217.	+snowboarding +college	1 (0.01%)	1 (0.01%)	1 (0.00%)	0.00%	25.00	00:17:23	0.00%	0 (0.00%)	\$0.00 (0.00%)
218.	+sustainability +degree	1 (0.01%)	1 (0.01%)	1 (0.00%)	0.00%	3.00	00:01:22	0.00%	0 (0.00%)	\$0.00 (0.00%)
219.	+sustainability +degrees	1 (0.01%)	1 (0.01%)	1 (0.00%)	100.00%	1.00	00:00:00	0.00%	0 (0.00%)	\$0.00 (0.00%)
220.	+sustainability +studies	1 (0.01%)	1 (0.01%)	1 (0.00%)	100.00%	1.00	00:00:00	0.00%	0 (0.00%)	\$0.00 (0.00%)
221.	bachelors in nursing	1 (0.01%)	1 (0.01%)	1 (0.00%)	100.00%	1.00	00:00:00	0.00%	0 (0.00%)	\$0.00 (0.00%)
222.	bsn online programs	1 (0.01%)	1 (0.01%)	1 (0.00%)	0.00%	5.00	00:05:14	0.00%	0 (0.00%)	\$0.00 (0.00%)

		(0.01%)	(0.01%)	(0.00%)					(0.00%)	(0.00%)
223.	business colleges	1 (0.01%)	1 (0.01%)	1 (0.00%)	100.00%	1.00	00:00:00		0 (0.00%)	\$0.00 (0.00%)
224.	business schools	1 (0.01%)	1 (0.01%)	1 (0.00%)	100.00%	1.00	00:00:00		0 (0.00%)	\$0.00 (0.00%)
225.	colleges for environmental science	1 (0.01%)	1 (0.01%)	1 (0.00%)	100.00%	1.00	00:00:00		0 (0.00%)	\$0.00 (0.00%)
226.	colleges near ski resorts	1 (0.01%)	1 (0.01%)	1 (0.00%)	0.00%	5.00	00:06:25		0 (0.00%)	\$0.00 (0.00%)
227.	colleges near ski resorts in colorado	1 (0.01%)	1 (0.01%)	1 (0.00%)	100.00%	1.00	00:00:00		0 (0.00%)	\$0.00 (0.00%)
228.	colorado culinary schools	1 (0.01%)	1 (0.01%)	1 (0.00%)	100.00%	1.00	00:00:00		0 (0.00%)	\$0.00 (0.00%)
229.	colorado mountain college vail	1 (0.01%)	0 (0.00%)	1 (0.00%)	0.00%	4.00	00:00:54		0 (0.00%)	\$0.00 (0.00%)
230.	community college in colorado	1 (0.01%)	1 (0.01%)	1 (0.00%)	0.00%	6.00	00:01:59		0 (0.00%)	\$0.00 (0.00%)
231.	culinary arts colleges	1 (0.01%)	1 (0.01%)	1 (0.00%)	100.00%	1.00	00:00:00		0 (0.00%)	\$0.00 (0.00%)
232.	culinary arts degree	1 (0.01%)	1 (0.01%)	1 (0.00%)	100.00%	1.00	00:00:00		0 (0.00%)	\$0.00 (0.00%)
233.	culinary arts degrees	1 (0.01%)	1 (0.01%)	1 (0.00%)	0.00%	5.00	00:01:08		0 (0.00%)	\$0.00 (0.00%)
234.	culinary colleges in colorado	1 (0.01%)	1 (0.01%)	1 (0.00%)	0.00%	1.00	00:00:22	100.00%	1 (0.21%)	\$102.00 (0.39%)
235.	culinary degree	1 (0.01%)	1 (0.01%)	1 (0.00%)	100.00%	1.00	00:00:00		0 (0.00%)	\$0.00 (0.00%)
236.	culinary major	1 (0.01%)	1 (0.01%)	1 (0.00%)	0.00%	3.00	00:01:28		0 (0.00%)	\$0.00 (0.00%)
237.	culinary schools colorado	1 (0.01%)	1 (0.01%)	1 (0.00%)	100.00%	1.00	00:00:00		0 (0.00%)	\$0.00 (0.00%)
238.	degree in sustainability	1 (0.01%)	1 (0.01%)	1 (0.00%)	100.00%	1.00	00:00:00		0 (0.00%)	\$0.00 (0.00%)
239.	environmental science bachelor degree	1 (0.01%)	1 (0.01%)	1 (0.00%)	100.00%	1.00	00:00:00		0 (0.00%)	\$0.00 (0.00%)
240.	environmental science degree colorado	1 (0.01%)	1 (0.01%)	1 (0.00%)	0.00%	6.00	00:02:57		0 (0.00%)	\$0.00 (0.00%)
241.	fire science colleges	1 (0.01%)	1 (0.01%)	1 (0.00%)	100.00%	1.00	00:00:00		0 (0.00%)	\$0.00 (0.00%)
242.	fire science majors	1 (0.01%)	1 (0.01%)	1 (0.00%)	100.00%	1.00	00:00:00		0 (0.00%)	\$0.00 (0.00%)
243.	firefighter bachelor degree	1 (0.01%)	1 (0.01%)	1 (0.00%)	100.00%	1.00	00:00:00		0 (0.00%)	\$0.00 (0.00%)
244.	firefighter training school	1 (0.01%)	1 (0.01%)	1 (0.00%)	100.00%	1.00	00:00:00		0 (0.00%)	\$0.00 (0.00%)
245.	hospitality programs	1 (0.01%)	0 (0.00%)	1 (0.00%)	0.00%	28.00	00:48:35		0 (0.00%)	\$0.00 (0.00%)
246.	mountain community college	1 (0.01%)	1 (0.01%)	1 (0.00%)	100.00%	1.00	00:00:00		0 (0.00%)	\$0.00 (0.00%)
247.	online bsn programs	1 (0.01%)	1 (0.01%)	1 (0.00%)	0.00%	2.00	00:00:15		0 (0.00%)	\$0.00 (0.00%)
248.	outdoor adventure education	1 (0.01%)	1 (0.01%)	1 (0.00%)	100.00%	1.00	00:00:00		0 (0.00%)	\$0.00 (0.00%)
249.	outdoor education school	1 (0.01%)	1 (0.01%)	1 (0.00%)	0.00%	2.00	00:00:15		0 (0.00%)	\$0.00 (0.00%)
250.	outdoor leadership major	1 (0.01%)	1 (0.01%)	1 (0.00%)	100.00%	1.00	00:00:00		0 (0.00%)	\$0.00 (0.00%)
251.	outdoor recreation program	1 (0.01%)	0 (0.00%)	1 (0.00%)	100.00%	1.00	00:00:00		0 (0.00%)	\$0.00 (0.00%)
252.	outdoor recreation programs	1 (0.01%)	1 (0.01%)	1 (0.00%)	0.00%	2.00	00:00:21		0 (0.00%)	\$0.00 (0.00%)
253.	resort management degrees	1 (0.01%)	1 (0.01%)	1 (0.00%)	0.00%	1.00	00:00:00		0 (0.00%)	\$0.00 (0.00%)
254.	resort management programs	1 (0.01%)	1 (0.01%)	4 (0.02%)	25.00%	11.25	00:15:21		0 (0.00%)	\$0.00 (0.00%)
255.	ski area operations	1 (0.01%)	1 (0.01%)	1 (0.00%)	0.00%	3.00	00:01:21		0 (0.00%)	\$0.00 (0.00%)
256.	ski college	1 (0.01%)	1 (0.01%)	1 (0.00%)	0.00%	3.00	00:00:53		0 (0.00%)	\$0.00 (0.00%)

257.	ski colleges	1 (0.01%)	1 (0.01%)	1 (0.00%)	0.00%	2.00	00:00:46	0.00%	0 (0.00%)	\$0.00 (0.00%)
258.	snowboarding college	1 (0.01%)	1 (0.01%)	1 (0.00%)	100.00%	1.00	00:00:00	0.00%	0 (0.00%)	\$0.00 (0.00%)
259.	sustainability degrees	1 (0.01%)	1 (0.01%)	1 (0.00%)	100.00%	1.00	00:00:00	0.00%	0 (0.00%)	\$0.00 (0.00%)

Rows 1 - 259 of 259